WEAVE 100 - PAPER II

MD Psychiatry theory. DNB revision fits too.

# Psychoses, Mood and the Adult Disorders

**One hundred ten-mark questions, solved as answer maps**

*Eight examining boards. Seventy-eight sittings. A count of where the marks have actually gone in the paper that holds the psychoses, the mood disorders, the drugs that treat them, and the substance, anxiety, trauma and personality presentations a psychiatrist sees every week. Fourteen areas, weighted by what was asked, then one hundred questions drawn in that proportion and solved as one-page answer maps. Every question in this book was set by a board. None was invented.*

**Dr. Wilfred Dsouza · Dr. Niharika Reddy**

WEAVE

A NOTE ON WHO MADE THIS

# Weave, Centre for Integrative Psychiatry

*Weave is a psychiatry practice and a publishing house for the things clinicians and families actually need to read. Two consultant psychiatrists run it, online across India and in person in Mumbai.*

| | |
|---|---|
| **WHAT WEAVE DOES** | Integrative psychiatry, online and in Mumbai, and a free library for residents, clinicians and families. |
| **WHO RUNS IT** | Dr. Niharika Reddy and Dr. Wilfred D'souza, Consultant Psychiatrists. |
| **WHAT THAT MEANS HERE** | This book is free because the practice pays for it. There is nothing to buy on any page of it. |

WEAVE 100 - PAPER II

# Psychoses, Mood and the Adult Disorders

*One hundred ten-mark questions, solved as answer maps*

TITLE

Weave 100, Paper II: Psychoses, Mood and the Adult Disorders

Book two of Weave 100, one hundred solved ten-mark questions for each paper of the MD psychiatry written examination.

WRITTEN BY

Dr. Wilfred Dsouza and Dr. Niharika Reddy

PUBLISHED BY

Weave, Centre for Integrative Psychiatry · weave.clinic

EDITION

First compiled 2026. Free to read, share and print for study.

First edition (R1), August 29, 2026.

SOURCES

Question records were read from the published papers and archives of the boards named on the back cover. Board names appear throughout because the count is only meaningful with them. No board has endorsed this book and none was asked to.

The clinical content is written for doctors and doctors in training. It is a study and revision aid, not a substitute for current guidelines or clinical judgement. Verify doses, thresholds and statutory detail against the current references and your local protocols before any clinical use.

# Contents

FRONT MATTER

How to use this book 6
Where the marks have gone 7
How the hundred were picked 8
What this book cannot promise 9

THE HUNDRED, IN WEIGHT ORDER

01 **Eating, sleep and sexual disorders** II-01 to II-09 · 9 slots · 9.7% 10
02 **Substance use: opioids, other drugs and treatment** II-10 to II-18 · 9 slots · 9.4% 21
03 **Anxiety, OCD and related disorders** II-19 to II-27 · 9 slots · 8.9% 32
04 **Schizophrenia: aetiology, phenomenology and course** II-28 to II-35 · 8 slots · 8.4% 43
05 **Trauma, dissociative and somatic symptom disorders** II-36 to II-43 · 8 slots · 8.4% 53
06 **Schizophrenia: treatment and antipsychotics** II-44 to II-51 · 8 slots · 8.3% 63
07 **Mood disorders: pharmacotherapy** II-52 to II-58 · 7 slots · 7.5% 73
08 **Mood disorders: syndromes and nosology** II-59 to II-65 · 7 slots · 7.5% 82
09 **Psychotherapies** II-66 to II-72 · 7 slots · 6.9% 91
10 **Personality disorders** II-73 to II-79 · 7 slots · 6.6% 100
11 **Clinical assessment and cross-cutting nosology** II-80 to II-85 · 6 slots · 5.5% 109
12 **Substance use: general concepts and alcohol** II-86 to II-90 · 5 slots · 4.5% 116
13 **Other psychoses and catatonia** II-91 to II-95 · 5 slots · 4.3% 123
14 **Suicide, self-harm and impulse control** II-96 to II-100 · 5 slots · 4.0% 130

BACK MATTER

Ten sets, ten sittings 137
Index 139
Credits and colophon 145

HOW TO USE THIS BOOK

# One question, one page

Every page after the weightage chapter is one question and its answer map. Nothing continues onto a second page, so a map can be read in the time you have rather than the time it deserves. Five blocks, always in the same order.

| | | |
|---|---|---|
| 1 | **Question band** | The slot number, the question as a board set it, and three chips: the mark split, the area, and where the question has been seen. |
| 2 | **Skeleton** | Three to five rows. The mark column sums to ten, so you can see the allocation before you read a word of content. |
| 3 | **Body** | Two to four components, chosen for the question: a comparison table, a flowchart, a plate, typed lines, at most one pitfall box. |
| 4 | **What earns the marks** | Three or four things an examiner ticks. Each one names something that is on the page above it. |
| 5 | **Links** | The related slots in this book, and the Weave Sprint day that teaches the underlying topic in full. |

## The colour code

| | |
|---|---|
| **Structure** | The shape of the answer: headers, rules, table heads, the question band. When a line is indigo it is telling you how the answer is organised. |
| **Key number** | A figure to carry exactly: a mark split, a threshold, a count, a cut-off. Amber means memorise the number, not just the shape of it. |
| **Trap** | The mistake the examiner is waiting for. When a line is red it is warning you off an error that looks right until it costs you the mark. |

**Two ways to work.** Read an area straight through, banner first, to see how the boards have carved it up. Or use the ten sets at the back: each is ten questions and one hundred marks, drawn one from each rank decile, so a set is a paper-shaped sitting rather than ten easy questions or ten hard ones.

**The chips are traceable.** A recurrence chip names the boards and gives a count against a stated denominator. If it says three of seventy-eight sittings, that is three sittings out of the seventy-eight this book counted, and the boards are listed by name so you can check.

THE WEIGHTAGE CHAPTER, PAGE ONE OF THREE

# Where the marks have gone

*Nothing in this book is a prediction. It is a count of 78 sittings from 8 examining boards, and a statement of where those boards have put their marks in Paper II.*

Fourteen areas, weighted. The university boards are pooled by how much each is trusted, DNB is held out and given a fixed thirty percent, and the resulting weight becomes a share of one hundred and then a whole number of slots. The ledger of which boards were counted, how their papers reached us, and how far each one is trusted, is on the page opposite.

| AREA, IN WEIGHT ORDER | UNIV POOL | DNB | WEIGHT | SHARE | SLOTS |
|---|---|---|---|---|---|
| 01 Eating, sleep and sexual disorders | 0.392 | 0.301 | 0.365 | 9.67% | 9 |
| 02 Substance use: opioids, other drugs and treatment | 0.304 | 0.470 | 0.354 | 9.39% | 9 |
| 03 Anxiety, OCD and related disorders | 0.318 | 0.380 | 0.337 | 8.93% | 9 |
| 04 Schizophrenia: aetiology, phenomenology and course | 0.270 | 0.432 | 0.318 | 8.45% | 8 |
| 05 Trauma, dissociative and somatic symptom disorders | 0.282 | 0.400 | 0.317 | 8.42% | 8 |
| 06 Schizophrenia: treatment and antipsychotics | 0.244 | 0.474 | 0.313 | 8.31% | 8 |
| 07 Mood disorders: pharmacotherapy | 0.243 | 0.377 | 0.283 | 7.51% | 7 |
| 08 Mood disorders: syndromes and nosology | 0.280 | 0.284 | 0.281 | 7.45% | 7 |
| 09 Psychotherapies | 0.226 | 0.344 | 0.261 | 6.93% | 7 |
| 10 Personality disorders | 0.243 | 0.268 | 0.251 | 6.65% | 7 |
| 11 Clinical assessment and cross-cutting nosology | 0.209 | 0.199 | 0.206 | 5.46% | 6 |
| 12 Substance use: general concepts and alcohol | 0.164 | 0.183 | 0.170 | 4.50% | 5 |
| 13 Other psychoses and catatonia | 0.203 | 0.067 | 0.163 | 4.31% | 5 |
| 14 Suicide, self-harm and impulse control | 0.166 | 0.116 | 0.151 | 4.01% | 5 |

Univ pool is the trust-weighted verdict of the seven university boards; DNB is the national paper, held out. Weight = 0.70 times the pool plus 0.30 times DNB. Share is that weight as a fraction of Paper II. Slots are the share turned into whole questions by largest remainder, with a floor of two and a cap of twenty; Paper II reached neither.

THE WEIGHTAGE CHAPTER, PAGE TWO OF THREE

# How the hundred were picked

| BOARD | SITTINGS COUNTED | HOW THE PAPERS REACHED US | TRUST |
|---|---|---|---|
| RGUHS | 15 | Hand transcription and public mirrors of the printed papers | 0.806 |
| KUHS | 9 | Official university portal PDFs | 0.600 |
| TN-MGRMU | 35 | Public archive of the printed papers, exact sitting dates recovered | 0.480 |
| KNRUHS | 3 | Official university portal PDFs | 0.300 |
| MUHS | 2 | Two watermark-confirmed papers, read by OCR. A third-party recurrence compilation was tested against them, matched none, and was removed from the sitting count | 0.267 |
| NTRUHS | 2 | Mirror text of the printed papers | 0.160 |
| WBUHS | 2 | Public archive of the printed papers | 0.180 |
| DNB | 10 | Official NBE material; 32 of 40 files verified by checksum against the board's own published path | fixed 0.30 |

Trust is how far a board sets the university pool: its standing, its number of sittings, and the quality of its evidence. DNB sits outside the pool. A third-party compilation claiming thirteen further MUHS sittings was tested against the only confirmed MUHS papers inside its own window, matched none of them, and was removed from this ledger; its topic distribution still contributes to area mass at reduced quality.

## 1 Count the sittings

78 sittings from 8 boards, each weighted so that it halves roughly every six years and is reduced again when the paper reached us as a mirror, an archive or a transcription rather than an official file.

## 2 Weight the areas

Each board reads each area twice: breadth, how often it examines there, and mark share, how much of its marks land there. The two are averaged, the boards are pooled by trust, and DNB is held out at a fixed thirty percent.

## 3 Turn weight into slots

The fourteen weights become shares of one hundred, then whole slots by largest remainder, with a floor of two and a cap of twenty so no area disappears and none swallows the book.

## 4 Score every eligible question

Four components: weighted recurrence (45 per cent), recency (30), how many boards have asked it (15), and how well it is shaped as a ten-mark question (10). Normalised across all four papers, so one score means one thing everywhere.

## 5 Fill the slots

The highest scorers in each area, up to that area's slot count, near-duplicates merged first. All 100 were filled from questions actually set: 15 anchor, 13 high, 5 recurrent, 67 single-appearance.

THE WEIGHTAGE CHAPTER, PAGE THREE OF THREE

# What this book cannot promise

*A frequency count is a strong prior, not a prophecy. Here is exactly what that sentence costs, stated before you rely on it.*

**It does not predict a paper.** Nothing here says what your board will set. It says where the marks have gone across 78 sittings, which is a different claim and a smaller one. A board that changes its examiner, its syllabus or its habits can leave every number in this book behind in one sitting.

**Most questions were seen once.** Of the 440 selectable Paper II questions in the record, 384 appeared in a single sitting. That is not a defect in the counting, it is what happens when eight boards set different papers: the same TOPIC returns constantly while the same QUESTION rarely does. So the selection is driven by AREA weight, where the signal is dense, and each map prints a band rather than a frequency claim about its own question.

**The band on a map is a description, not a forecast.** Anchor means this question has come back across boards and years. Single means it was set once in the record we hold. A single-appearance question is here because its AREA is heavy, and it is a fair worked example of that area, which is the only thing it is offered as.

**Nothing here is invented.** All 100 slots in this book are questions a board actually set. Where a paper in this series cannot fill its slots from observed questions, the shortfall is authored to syllabus and labelled as such on the map. Paper II has no such slots.

**The record is uneven, and openly so.** Two of the eight boards set papers in a legacy structure that does not map onto the modern four, so their sittings are counted against all of their papers rather than one. Two more contribute only two sittings each. The trust column on the first page of this chapter is where that unevenness is priced in, and it is the number to argue with if you want to argue with the weighting.

**No board has endorsed this.** Board names appear on every page because a count that hides its sources is not a count. None of them was asked, and none of them is responsible for anything in this book.

AREA 01 OF 14 · P2-A11

# Eating, sleep and sexual disorders

| 9 | 9.7% | II-01 | II-09 |
|---|---|---|---|
| SLOTS IN THIS BOOK | SHARE OF THE HUNDRED | FIRST SLOT | LAST SLOT |

ANCHOR 4 | RECURRENT 1 | SINGLE 4

## REVISION ORDER

The three impotence slots first, and together: they share one differential and one management spine, and the classification slot frames all of them. Anorexia and bulimia next, as one comparison. Gender identity, sex reassignment and the offences slot last.

## WHAT IS IN THIS AREA

Seven of the nine slots are sexual: erectile dysfunction and psychogenic impotence across three of them, the classification of male sexual dysfunction, gender identity and gender dysphoria, sex reassignment surgery, and the sexual offences slot. Eating takes the other two, anorexia nervosa and bulimia nervosa. The registered name of this area also carries sleep, and no sleep question survived selection into it. Nothing on the pages that follow is a sleep question, and the area is described here by what it actually holds.

II - 01

# Discuss the clinical features and complications of anorexia nervosa. [10]

10 EATING, SLEEP AND SEXUAL DISORDERS

KNRUHS, NTRUHS, WBUHS - 4 APPEARANCES, 4 OF 78 SESSIONS

## SKELETON

| | |
|---|---|
| 2 Diagnostic core | Low weight, fear of gain, disturbed body experience |
| 3 Clinical features | Behaviour, cognition, and what starvation itself makes |
| 4 Complications | System by system, then refeeding |
| 1 Outcome | Mortality and the two things that drive it |

### THE DEFINITION

Restriction of intake producing significantly low weight for age, sex and developmental stage, with fear of weight gain or behaviour that prevents it, and disturbed experience of weight or shape. ICD-11 uses body mass index below 18.5 in adults and has dropped amenorrhoea. DSM-5-TR grades severity on body mass index and names restricting and binge-purge subtypes.

- **Behaviour and cognition.** Dietary rules, driven exercise, purging, food rituals, weighing; overvaluation of shape, denial of seriousness, poor insight.
- **Starvation is a cause, not only an effect.** Low mood, irritability, obsessionality, social withdrawal and preoccupation with food improve with weight restoration.

| SYSTEM | WHAT IS FOUND | WHY IT MATTERS |
|---|---|---|
| **Cardiac** | Bradycardia, hypotension, prolonged QT interval, pericardial effusion | **Arrhythmia is a leading cause of death** |
| **Electrolyte** | Hypokalaemia; hypochloraemic alkalosis with vomiting; hyponatraemia with water loading | **Drives the arrhythmia risk** |
| **Endocrine** | Low triiodothyronine, hypercortisolaemia, hypogonadotropic hypogonadism, osteoporosis | Bone loss may not fully reverse |
| **Gut and liver** | Delayed emptying, constipation, raised transaminases, superior mesenteric artery syndrome | Explains bloating on refeeding |
| **Marrow** | Anaemia, leucopenia, gelatinous marrow transformation | Reverses with weight gain |
| **Refeeding** | Falling phosphate, potassium and magnesium; thiamine depletion; fluid overload | **Iatrogenic, and the one to anticipate** |

Amber cells are what an examiner is looking for: the complications that change what you do today, not the ones that merely lengthen the list.

## WHAT EARNS THE MARKS

- **Both current criteria named,** with the amenorrhoea point stated as a change rather than assumed.
- **Complications grouped by system,** not listed flat. The grid is the answer.
- **Refeeding syndrome as a separate row,** with phosphate named and thiamine given before calories.
- **Mortality attributed** to cardiac events and to suicide, which is the line most answers omit.

SEE ALSO Slot II - 07 bulimia nervosa SPRINT Day 17, Eating and sleep-wake disorders

II - 02

# Management of erectile dysfunction. [10]

10 EATING, SLEEP AND SEXUAL DISORDERS

KUHS, MUHS, NTRUHS, RGUHS, TN-MGRMU - 5 APPEARANCES, 5 OF 78 SESSIONS

SKELETON

| | |
|---|---|
| 3 **Assessment** | History, vascular and endocrine screen, drug review |
| 5 **The ladder** | Modify, then oral, then psychosexual, then second line |
| 2 **Special situations** | Drug induced, and the Indian couple context |

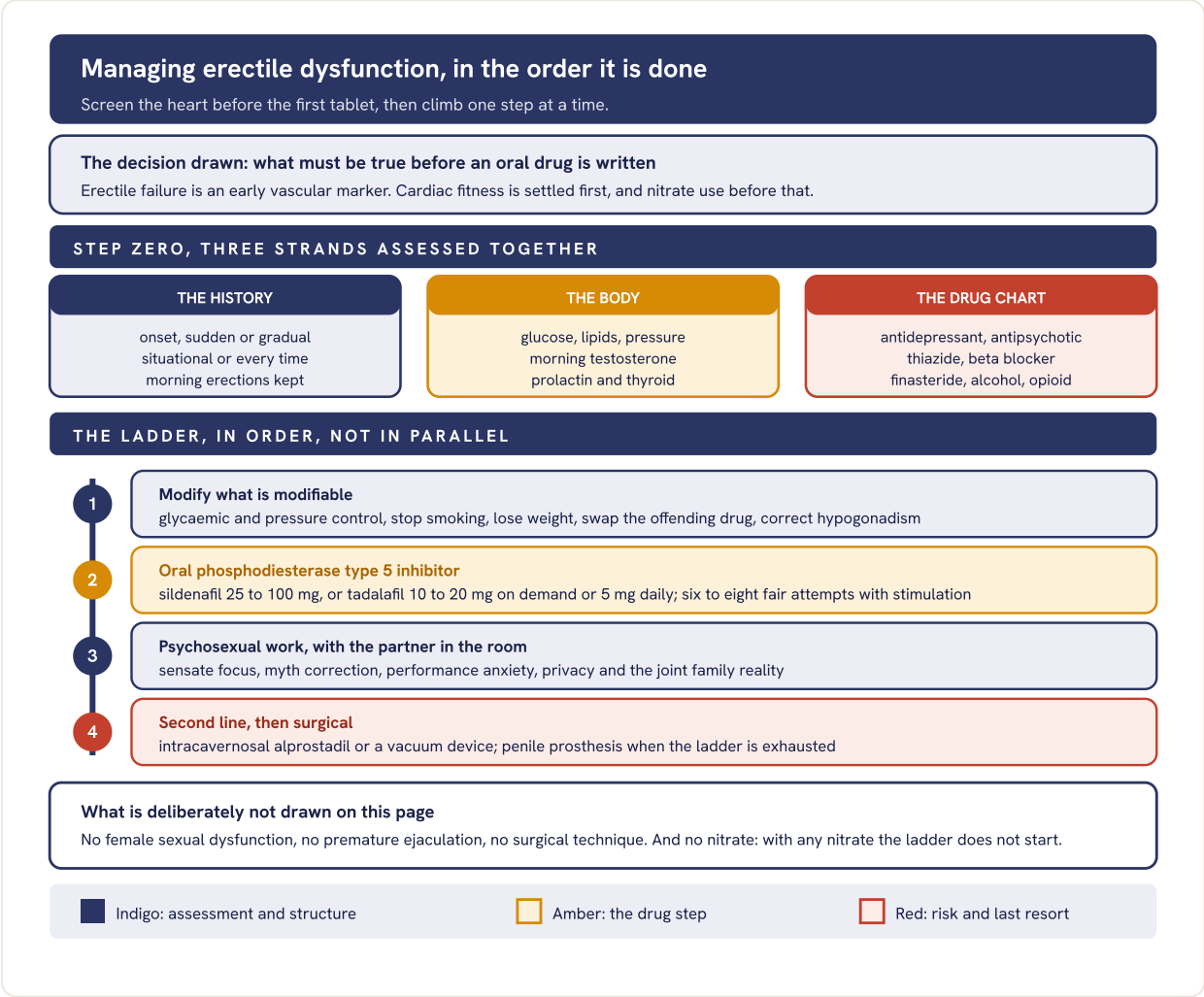


**Fig 002.1** Three strands assessed together, then a four-rung ladder climbed in order, the nitrate question settled before rung two.

- **Drug induced.** Reduce the dose, switch to bupropion or mirtazapine, or add an oral inhibitor. For antipsychotics, check prolactin.

**PITFALL**

Calling the oral drug a failure too early. Most apparent non-response is an inadequate trial: no stimulation, a full stomach with sildenafil, or the lowest dose tried twice.

### WHAT EARNS THE MARKS

- **Cardiac fitness and nitrate use settled before the prescription,** written as step zero.
- **The ladder in order,** with a named drug, a dose, and what counts as an adequate trial.
- **The partner in the plan.** Treating the man alone loses the psychosexual marks.

**SEE ALSO** Slot II - 03 psychogenic impotence Slot II - 09 male sexual dysfunction **SPRINT** Day 18, Sexual, impulse-control disorders and suicide

II - 03

# Define psychogenic impotence as per the current diagnostic systems. Discuss its differential diagnosis. Write in brief about management. [4+2+4]

4 + 2 + 4 | EATING, SLEEP AND SEXUAL DISORDERS | DNB - 2 APPEARANCES, 2 OF 78 SESSIONS

## SKELETON

| | |
|---|---|
| 4 Definition | Both systems, and the descriptors each attaches |
| 2 Differential | Organic causes, and the near neighbours |
| 4 Management | Couple work first, the tablet as scaffolding |

### THE DEFINITION, IN THE WORDS OF THE SYSTEMS

Neither system uses the word impotence. DSM-5-TR erectile disorder requires difficulty obtaining or maintaining an erection, or reduced rigidity, on most occasions for at least six months, with distress, specified as lifelong or acquired and generalised or situational. ICD-11 asks the same descriptors and adds the aetiological contributors, so psychogenic is a descriptor rather than a diagnosis.

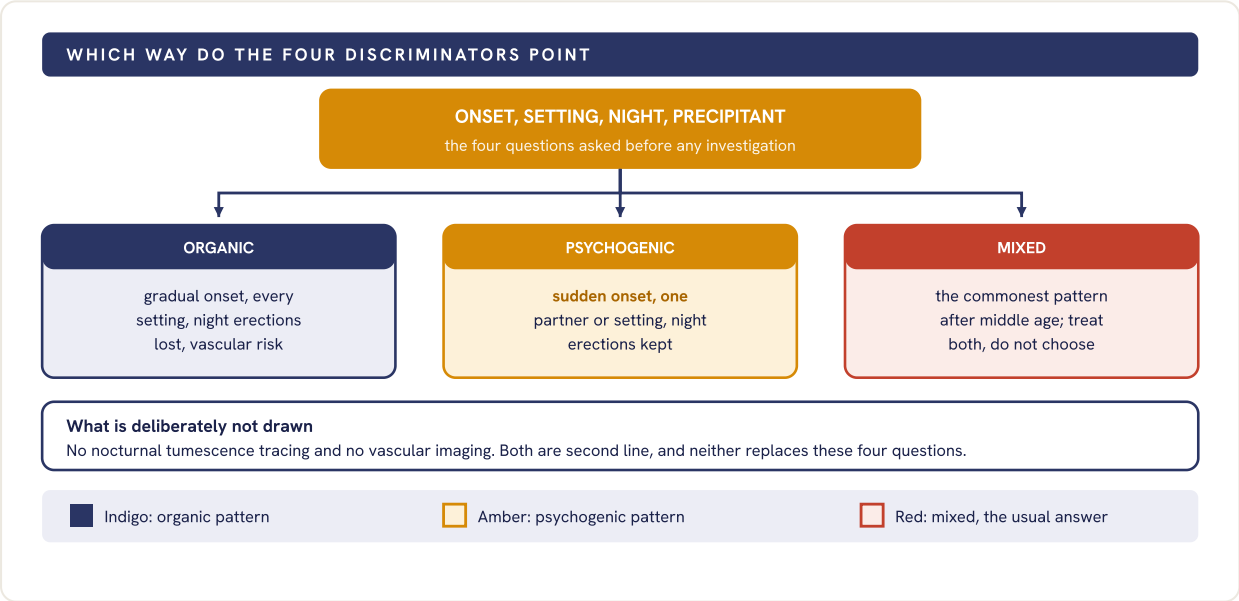


**Fig 003.1** The psychogenic label rests on four bedside questions, and the honest third lane is mixed rather than either pure form.

- **Differential.** Vascular, neurogenic, endocrine and drug induced causes; early ejaculation reported as failure; low desire; depressive disorder; relationship discord; semen-loss anxiety.
- **Management.** Correct the myths, sensate focus with the partner, treat depression and anxiety, and use an oral inhibitor as short-term scaffolding.

## WHAT EARNS THE MARKS

- **Naming that neither system carries the word impotence,** and giving the descriptor set instead.
- **The four discriminators from the figure,** quoted as the bedside test rather than a laboratory one.
- **Mixed aetiology named as the common answer,** which stops the artificial either or.
- **The partner in the plan,** and the tablet framed as scaffolding, not treatment.

**SEE ALSO** Slot II - 02 erectile dysfunction Slot II - 06 medico-legal impotence **SPRINT** Day 18, Sexual, impulse-control disorders and suicide

II - 04

## Discuss the indications of sex reassignment surgery. Describe the role of the psychiatrist in this matter. [4+6]

4 + 6 | EATING, SLEEP AND SEXUAL DISORDERS | DNB - 1 APPEARANCES, 1 OF 78 SESSIONS

### SKELETON

| | |
|---|---|
| **2 The terms** | Gender-affirming surgery, and what Indian law now says |
| **2 Indications** | Persistence, capacity, age, stability, hormone time |
| **5 The psychiatrist** | Stage by stage, and what is documented at each |
| **1 The limit** | Surgery is not the gate to legal identity |

**THE ELIGIBILITY CRITERIA, WORTH WRITING OUT**

Persistent and well documented gender incongruence; capacity to give informed consent; age of majority; reasonable control of any coexisting medical or mental health condition; and for genital surgery, a period of continuous hormone therapy. The eighth version of the international standards of care removed the fixed real life experience requirement and the routine two referral rule.

| STAGE | WHAT THE PSYCHIATRIST DOES | WHAT IS RECORDED |
|---|---|---|
| **Assessment** | Confirm gender incongruence; exclude psychotic identity disturbance, body dysmorphic disorder and dissociative presentations | **Persistence, onset and course** |
| **Comorbidity** | Treat depression, anxiety, substance use and suicidality to stability, not to cure | Response and current risk |
| **Consent** | Capacity, realistic expectation, fertility and irreversibility discussed | **A capacity opinion, dated** |
| **Family and work** | Family sessions, disclosure planning, school or workplace liaison | Supports actually available |
| **After surgery** | Adjustment, pain and body image work, hormone adherence, regret screening | Follow up at fixed intervals |

Amber cells are the two documents an examiner expects by name: a statement of persistence and a dated capacity opinion.

- **The Indian frame.** The 2014 Supreme Court judgment recognised the right to a self-identified gender, and the Transgender Persons Act of 2019 gives a certificate of identity through the District Magistrate. Surgery is not a precondition for that recognition.

### WHAT EARNS THE MARKS

- **Eligibility written as a list of criteria,** not as a general statement of readiness.
- **The role split by stage,** which is what turns a description into a plan.
- **Stability rather than cure** as the comorbidity standard. The opposite reads as gatekeeping.
- **The statutory line,** that legal identity does not wait on an operation.

**SEE ALSO** Slot II - 08 gender dysphoria **SPRINT** Day 18, Sexual, impulse-control disorders and suicide

II - 05

## What are the sexual offences? Discuss management strategies in a case of pedophilia. Narrate neuropsychological findings in people convicted of sexual offences. [2+5+3]

2 + 5 + 3 | EATING, SLEEP AND SEXUAL DISORDERS | DNB - 1 APPEARANCES, 1 OF 78 SESSIONS

SKELETON

| | |
|---|---|
| **2 The offences** | Where they now sit in Indian statute |
| **5 Management** | Report, assess risk, treat, supervise, review |
| **3 Neuropsychology** | What group studies show, and what they cannot do |

- **The statutes.** The Bharatiya Nyaya Sanhita of 2023 carries rape, gang rape, assault on modesty, sexual harassment, voyeurism and stalking, replacing the older penal code from July 2024. The Protection of Children from Sexual Offences Act of 2012 covers every sexual offence against a person under eighteen.
- **Pedophilic disorder is the clinical term.** Sustained sexual arousal to prepubescent children over at least six months, in a person aged sixteen or above and at least five years older, either acted upon or causing marked distress.

| STEP | WHAT HAPPENS | WHO ACTS | CONDITION OR INSTRUMENT |
|---|---|---|---|
| 1 | Report an offence against a child | Any professional who learns of it | **Mandatory, without delay** |
| 2 | Structured risk assessment | Psychiatrist with the team | Static-99R, Stable-2007 |
| 3 | Treat comorbidity and substance use | Psychiatrist | Disinhibition raises risk |
| 4 | Relapse prevention therapy | Therapist, in a group where possible | Offence chain, victim empathy |
| 5 | Drug treatment where urges are intense | Psychiatrist, with consent | **Fluoxetine 40 to 60 mg; antiandrogen with bone and metabolic monitoring** |
| 6 | Supervision and scheduled review | Team with probation or family | No unsupervised contact |

Order, actor and standard in one view. Reporting duty comes first on the page, as it does in practice.

### WHAT THE LAW AND THE TESTS DO NOT COVER

Neuropsychological findings are group level. Convicted samples show frontal and executive weakness, lower measured intelligence in pedophilic samples, raised rates of non-right-handedness, and imaging differences in orbitofrontal, amygdalar and temporal regions. None of it identifies an individual offender. A diagnosis is not a defence, and treatment does not replace the court process.

### WHAT EARNS THE MARKS

- **Reporting duty written as step one,** before any clinical formulation.
- **Named risk instruments,** which separate a structured assessment from an impression.
- **Drug treatment placed after therapy and consent,** with the monitoring named.
- **The exclusions strip.** Saying the neuropsychology is group level is the mark most answers give away.

SEE ALSO Slot II - 06 medico-legal impotence SPRINT Day 18, Sexual, impulse-control disorders and suicide

II - 06

## What is impotence? What are the causes and the medico-legal aspects of impotence? What are its common psychiatric sequelae? [2+4+4]

2 + 4 + 4 | EATING, SLEEP AND SEXUAL DISORDERS | DNB - 1 APPEARANCES, 1 OF 78 SESSIONS

### SKELETON

| | |
|---|---|
| 2 The two meanings | A clinical diagnosis against a legal word |
| 2 Causes | Four organic groups, drugs, and the psychogenic set |
| 4 Medico-legal | Where impotence decides a marriage or a charge |
| 2 Sequelae | The man, the marriage, and the help-seeking |

- **The two meanings.** Clinically the diagnosis is erectile dysfunction. In law impotence is wider: the inability to consummate a marriage, and it is judged in relation to one spouse rather than in general.
- **Causes.** Vasculogenic, neurogenic, endocrine and anatomical; drugs including antidepressants, antipsychotics, thiazides, beta blockers, finasteride, alcohol and opioids; and psychogenic causes led by performance anxiety, depression, discord and semen-loss anxiety.

| STATUTE OR SETTING | WHAT IS CLAIMED | WHO DECIDES | THE STANDARD APPLIED |
|---|---|---|---|
| **Hindu Marriage Act 1955** | Marriage voidable, never consummated | Civil court on medical opinion | **Relative impotence with this spouse is enough** |
| **Special Marriage Act 1954** | Same ground for nullity | Civil court | Impotence at marriage and at suit |
| **Dissolution of Muslim Marriages Act 1939** | Wife seeks dissolution | Court | Husband allowed one year to show recovery |
| **Divorce Act 1869** | Nullity for Christian marriages | Civil court | Impotence at marriage and at suit |
| **Criminal proceedings** | Accused pleads incapacity | Medical board on court order | **Establishes present capacity only** |

The medico-legal marks live in the last column. Every statute here asks a different question of the same finding.

**WHAT A POTENCY EXAMINATION DOES NOT SETTLE**

It speaks to capacity today, not to capacity on a past date. A normal finding does not exclude situational psychogenic impotence, and failure under examination conditions is not proof of incapacity. Incapacity for intercourse also does not exclude every sexual offence, because the statutory definitions extend beyond it. The psychiatrist gives an opinion; the court makes the finding.

### WHAT EARNS THE MARKS

- **The clinical and the legal meaning separated in the first two lines.**
- **Relativity stated,** that impotence with one spouse is sufficient for nullity.
- **Sequelae named as a list:** depression, anticipatory anxiety, marital discord, alcohol use, semen-loss preoccupation, secrecy and delayed help-seeking.
- **The exclusions strip,** which is what separates a clinician from a reporter of findings.

**SEE ALSO** Slot II - 03 psychogenic impotence Slot II - 05 sexual offences **SPRINT** Day 18, Sexual, impulse-control disorders and suicide

II - 07

# Clinical features and management of bulimia nervosa. [5+5]

5 + 5 | EATING, SLEEP AND SEXUAL DISORDERS

DNB, RGUHS - 3 APPEARANCES, 3 OF 78 SESSIONS

SKELETON

| | |
|---|---|
| 3 **The syndrome** | Binge, compensation, and the overvaluation behind both |
| 2 **Signs and labs** | What the body shows while the weight looks normal |
| 4 **Treatment** | Medical risk, then psychological, then the drug |
| 1 **Follow through** | Laxative taper, dental review, comorbidity |

- **The syndrome.** Recurrent binges with loss of control, recurrent compensation by vomiting, laxatives, fasting or driven exercise, at least weekly for three months, with self-worth judged on shape and weight. Weight is usually normal, which is why it is missed.
- **Signs and labs.** Knuckle callus, parotid swelling, dental erosion, subconjunctival haemorrhage; hypokalaemia, hypochloraemic alkalosis, raised amylase; rebound oedema when laxatives stop.

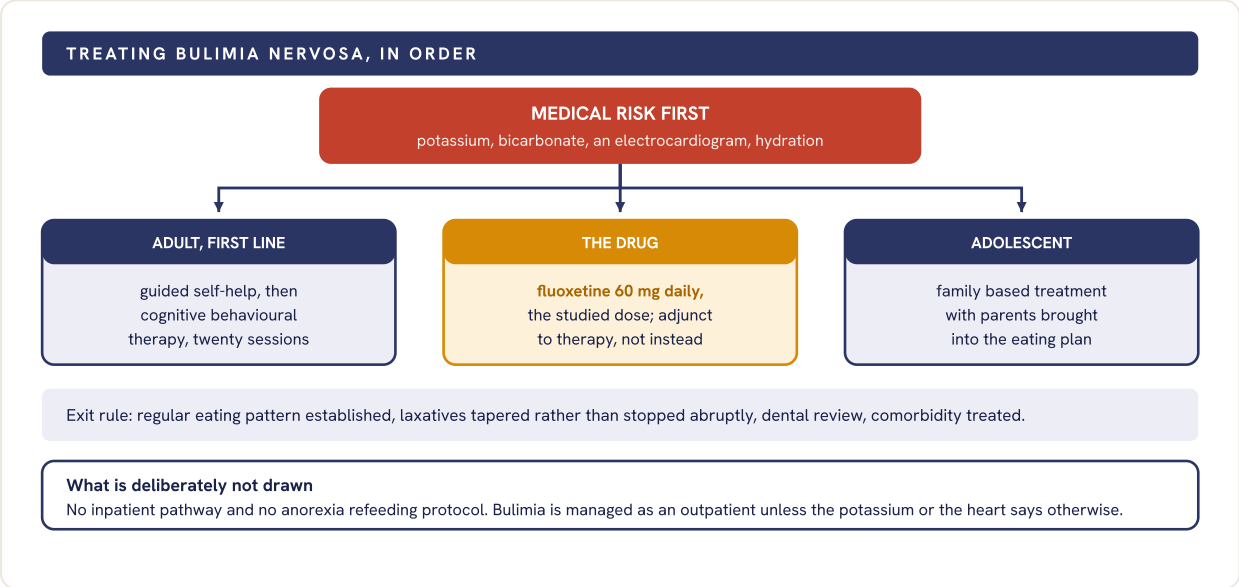


**Fig 007.1** Medical risk settled first, then three treatment lanes chosen by age and by role, with the exit rule carried along the foot.

**PITFALL**

Reaching for bupropion. It lowers the seizure threshold and is avoided where there is purging. The second trap is reassurance about a normal weight, which is exactly what delays the diagnosis.

## WHAT EARNS THE MARKS

- **Potassium and the electrocardiogram named before any therapy,** as the first line of management.
- **A named psychological treatment with a dose of sessions,** not the phrase psychotherapy alone.
- **Fluoxetine at 60 mg,** stated as an adjunct rather than a substitute.
- **The laxative taper and the dental review,** which most answers never reach.

**SEE ALSO** Slot II - 01 anorexia nervosa **SPRINT** Day 17, Eating and sleep-wake disorders

II - 08

# What is gender identity? What are the clinical features of gender dysphoria? Briefly discuss its management. [2+3+5]

2 + 3 + 5 | EATING, SLEEP AND SEXUAL DISORDERS | DNB - 1 APPEARANCES, 1 OF 78 SESSIONS

## SKELETON

| | |
|---|---|
| **2 Gender identity** | The term, and the three things it is not |
| **3 Clinical features** | Criteria, and how children differ from adults |
| **5 Management** | Affirm, assess, then stage the physical steps |

## THE DEFINITION

Gender identity is a person's internal sense of being male, female, both, neither or elsewhere on a spectrum. It is not the sex recorded at birth, not gender expression, and not sexual orientation. ICD-11 renamed the condition gender incongruence and moved it out of the mental disorders chapter into conditions related to sexual health, keeping a code for access while removing the label of disorder.

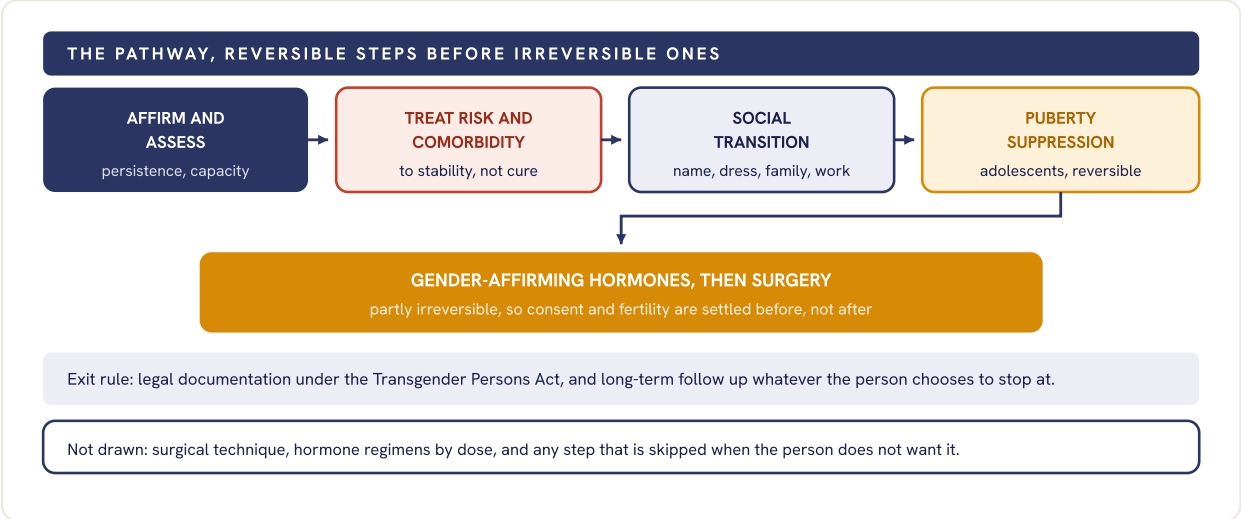


**Fig 008.1** Reversible steps precede partly irreversible ones, and the person may stop at any point on the line without the pathway being incomplete.

- **Clinical features.** Marked incongruence between experienced and assigned gender for at least six months, with distress or impairment; in children, insistence on another gender with cross-gender play and aversion to one's own anatomy. Puberty is the point at which persistence becomes clearer.
- **Two things to say.** Distress often reflects minority stress rather than the identity itself. Conversion practices are unethical and have been named professional misconduct by the national regulator.

## WHAT EARNS THE MARKS

- **Identity distinguished from expression and orientation** in the first two lines.
- **The ICD-11 relocation named,** which shows the current position rather than the older one.
- **Reversible before irreversible,** read straight off the figure.
- **Minority stress and the ban on conversion practices,** which carry the ethical marks.

**SEE ALSO** Slot II - 04 gender-affirming surgery **SPRINT** Day 18, Sexual, impulse-control disorders and suicide

II - 09

# Describe the classification of male sexual dysfunction. Discuss the approaches to their evaluation and management. [10]

10 | ASKED AT 20 MARKS | EATING, SLEEP AND SEXUAL DISORDERS

RGUHS, TN-MGRMU - 3 APPEARANCES, 3 OF 78 SESSIONS

## SKELETON

| | |
|---|---|
| **3 Classification** | By phase of the response cycle, plus the descriptors |
| **3 Evaluation** | History with the partner, examination, a short lab set |
| **4 Management** | Correct the cause, couple work, then the specific drug |

| PHASE | THE DYSFUNCTION | HOW IT PRESENTS | WHAT SETTLES IT |
|---|---|---|---|
| **Desire** | Hypoactive sexual desire | Absent or reduced desire, causing distress | Depression and testosterone checked |
| **Arousal** | Erectile dysfunction | Cannot attain or keep an erection | **Night erections kept or lost** |
| **Orgasm, early** | Early ejaculation | Ejaculation before or soon after entry, with distress | **Lifelong or acquired** |
| **Orgasm, late** | Delayed ejaculation, anejaculation | Marked delay or none, often drug related | Drug chart and diabetes |
| **Pain** | Sexual pain on penetration | Pain or fear of pain during intercourse | Examination for a local cause |
| **Culture bound** | Semen-loss anxiety | Fear of loss of vitality, often with a dysfunction alongside | **Belief, not organ, is the target** |

Every diagnosis above also carries descriptors: lifelong or acquired, generalised or situational, and the contributing factors from medical condition, medication, knowledge, relationship and culture.

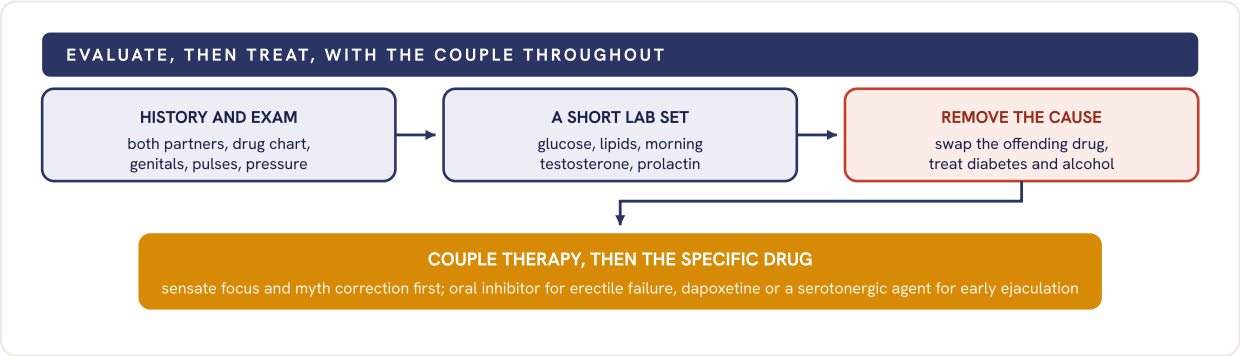


**Fig 009.1** Evaluation runs left to right and converges on couple work, with the drug chosen by the phase named in the grid above.

## WHAT EARNS THE MARKS

- **The response cycle used as the axis of classification,** stated before the list.
- **The descriptor set,** which is where the current systems differ from the older ones.
- **Semen-loss anxiety included,** because in Indian practice it is common and it changes the target of treatment.
- **The partner in the room,** and the drug named after the psychological step rather than instead of it.

**SEE ALSO** Slot II - 02 erectile dysfunction Slot II - 03 psychogenic impotence **SPRINT** Day 18, Sexual, impulse-control disorders and suicide

AREA 02 OF 14 · P2-A07

# Substance use: opioids, other drugs and treatment

| 9 | 9.4% | II-10 | II-18 |
|---|---|---|---|
| SLOTS IN THIS BOOK | SHARE OF THE HUNDRED | FIRST SLOT | LAST SLOT |

HIGH 1 SINGLE 8

## REVISION ORDER

Take the four opioid slots as one block; they overlap almost completely and only one of them carries the NDPS limb. Tobacco next, as a pair. Motivational enhancement therapy stands alone and is short. Caffeine and the new psychoactive substances last.

## WHAT IS IN THIS AREA

Opioids across four slots (the neurobiology and psychosocial factors, substitution therapy with the NDPS Act, the naloxone challenge test with withdrawal management, and naltrexone), tobacco in two (dependence, and a locality tobacco control plan that compares gum with patch), motivational enhancement therapy, caffeine related disorders, and the new psychoactive substances.

II - 10

# Describe diagnosis, clinical features and management of caffeine related disorders. [2+3+5]

2 + 3 + 5 | SUBSTANCE USE: OPIOIDS, OTHER DRUGS AND TREATMENT

DNB - 1 APPEARANCES, 1 OF 78 SESSIONS

SKELETON

| | |
|---|---|
| **2 Diagnosis** | The recognised entities, and the one still under study |
| **3 Clinical features** | The intoxication threshold and the withdrawal clock |
| **5 Management** | Taper, treat the syndrome, and the overdose lane |

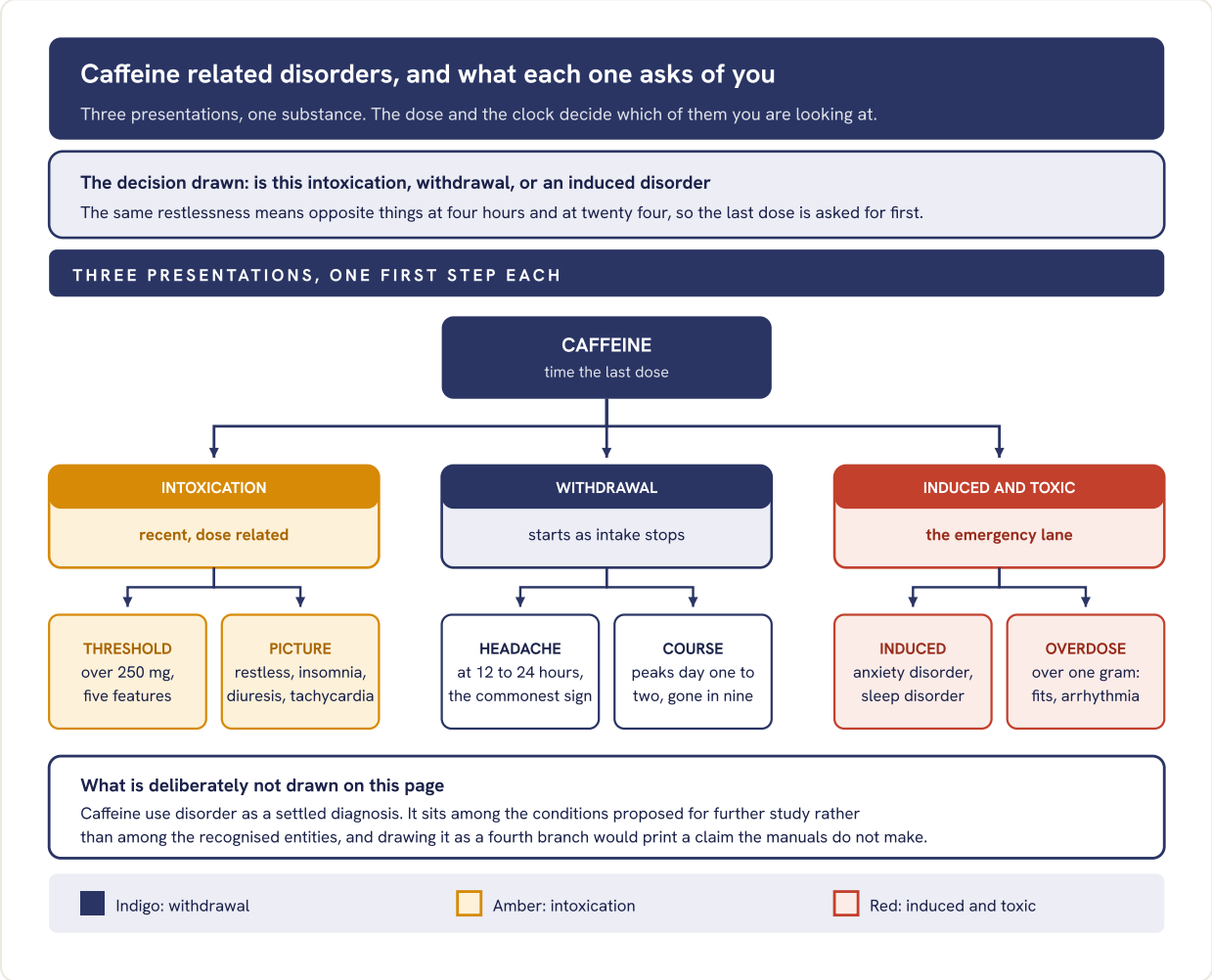


**Fig 010.1** The three presentations set against the clock since the last dose, with the toxic lane kept separate because it is the only one that is managed in a resuscitation bay.

- **Management.** Withdrawal is prevented, not treated: taper by about a quarter every few days, substitute decaffeinated drinks, treat the headache simply. Intoxication needs reassurance and a stopped intake. Induced anxiety and insomnia usually clear on abstinence alone.
- **The hidden sources.** Energy drinks, colas, green tea, and combined analgesic and cold preparations. A taper planned on cups of coffee alone fails because the intake was never fully counted.

**PITFALL**

Do not diagnose an anxiety disorder in a heavy user without first timing the caffeine. Panic attacks are readily provoked at high intake, and the treatment is a taper, not an antidepressant.

## WHAT EARNS THE MARKS

- **The recognised entities named,** with caffeine use disorder honestly placed among the conditions for further study.
- **Numbers on the page:** the 250 mg threshold, the headache at 12 to 24 hours, the gram that turns it into an emergency.
- **A taper rather than an abrupt stop,** written as the management of withdrawal.
- **Hidden sources counted,** which is what makes the plan workable.

**SEE ALSO** Slot II - 17 new psychoactive substances Slot II - 18 tobacco dependence **SPRINT** Day 13, Substance use disorders

II - 11

# Describe the neurobiology and psychosocial factors of opioid use disorder. [4+6]

4 + 6 | SUBSTANCE USE: OPIOIDS, OTHER DRUGS AND TREATMENT

DNB - 1 APPEARANCES, 1 OF 78 SESSIONS

## SKELETON

| | |
|---|---|
| **4 Neurobiology** | The receptor, the reward surge, the adapted state |
| **4 Psychosocial factors** | Availability, family, adversity, comorbidity |
| **2 Where they meet** | Why neither account alone predicts who becomes dependent |

### THE RECEPTOR, IN ONE LINE

Opioids act at the mu receptor, a G protein coupled receptor that inhibits adenylyl cyclase. In the ventral tegmental area this inhibits GABA interneurons, which disinhibits dopamine neurons and produces the accumbens surge. Everything that follows is the brain adapting to that surge.

| STAGE | CIRCUIT | NEUROADAPTATION | WHAT THE PATIENT REPORTS |
|---|---|---|---|
| **Intoxication** | Ventral tegmental to accumbens | Dopamine surge, positive reinforcement | The rush, then warmth |
| **Withdrawal** | Extended amygdala, locus coeruleus | **Cyclic AMP pathway upregulated; dynorphin and CRF recruited** | Dysphoria, pain, autonomic storm |
| **Preoccupation** | Prefrontal cortex to striatum | Weak top down control, habit takes over | Craving on seeing a cue |
| **Tolerance** | Receptor level | **Desensitisation and internalisation of mu receptors** | The old dose does nothing |

The two amber rows explain treatment: alpha two agonists work because the locus coeruleus is disinhibited, and lost tolerance is why relapse after abstinence kills.

- **Psychosocial factors.** Availability and low price, an using peer group, parental substance use with poor supervision, childhood adversity and neglect, school dropout and unemployment, and locally concentrated epidemics that make first exposure ordinary rather than deviant.
- **Comorbidity and self medication.** Conduct disorder, adult attention deficit, depression and post traumatic stress all raise risk, and iatrogenic exposure through prescribed analgesia is a route that clinicians control.
- **Where the two meet.** Most people exposed to opioids do not become dependent. Neurobiology explains what happens once use is repeated; the psychosocial field explains who repeats it.

## WHAT EARNS THE MARKS

- **The disinhibition mechanism stated,** not just the phrase dopamine reward.
- **The withdrawal row tied to a drug,** so noradrenergic overactivity explains clonidine.
- **Psychosocial factors given equal weight,** which is what the six marks are for.
- **The integration line.** Answers that give only biology read as incomplete.

**SEE ALSO** Slot II - 16 opioid withdrawal Slot II - 15 opioid substitution therapy **SPRINT** Day 13, Substance use disorders

II - 12

# Naltrexone. [10]

10 SUBSTANCE USE: OPIOIDS, OTHER DRUGS AND TREATMENT

KNRUHS, KUHS - 2 APPEARANCES, 2 OF 78 SESSIONS

SKELETON

| | |
|---|---|
| 2 What it is | Pure antagonist, and how that differs from substitution |
| 3 Indications and dose | Two licensed uses, the dose, the evidence |
| 3 Before you start | The opioid free interval and the challenge test |
| 2 Adverse effects | The liver, and the overdose risk after stopping |

THE DEFINITION

A competitive opioid receptor antagonist with highest affinity at the mu receptor and no agonist activity. It is orally active, long acting, has no abuse liability and no street value, and it blocks the reinforcing effect of an opioid or a drink rather than replacing it.

| USE | DOSE | WHAT IT ACHIEVES | THE CAUTION |
|---|---|---|---|
| **Alcohol dependence** | 50 mg daily, orally | Fewer heavy drinking days, less craving | Works best with adherence support |
| **Opioid relapse prevention** | 50 mg daily after detoxification | Blocks euphoria if a lapse occurs | **Requires full detoxification first** |
| **Impulse control problems** | 50 mg daily, off label | Some benefit in gambling and self injury | Evidence thinner than for alcohol |
| **Long acting form** | Monthly injection | Removes the daily adherence decision | Limited availability in India |

The amber cell is the one that turns a good answer into a safe one. Given to a dependent user it precipitates immediate withdrawal.

- **Before you start.** Opioid free for seven to ten days after a short acting opioid, and ten to fourteen after a long acting one. Confirm with a negative naloxone challenge and a urine screen. Take baseline liver function tests.
- **Adverse effects.** Nausea, headache, dizziness, abdominal pain, sleep disturbance and dysphoria; transaminase rise at high doses, so avoid in acute hepatitis or liver failure. It also blocks opioid analgesia, which matters before surgery.
- **The risk on stopping.** Tolerance is lost while the blockade is on. A patient who resumes his old dose after discontinuing is at high risk of fatal respiratory depression, and he must be told so.

WHAT EARNS THE MARKS

- **Antagonist contrasted with substitution** in the first two lines, which frames everything else.
- **The opioid free interval with its numbers,** plus the challenge test named.
- **The loss of tolerance warning.** Most answers stop at hepatotoxicity and miss the fatal risk.

SEE ALSO Slot II - 16 naloxone challenge test Slot II - 15 opioid substitution therapy SPRINT Day 13, Substance use disorders

II - 13

## What is motivational enhancement therapy? What are the indications of motivational enhancement therapy in psychiatry? Discuss the principles of motivational enhancement therapy. [3+3+4]

3 + 3 + 4 | SUBSTANCE USE: OPIOIDS, OTHER DRUGS AND TREATMENT

DNB - 1 APPEARANCES, 1 OF 78 SESSIONS

### SKELETON

| | |
|---|---|
| **3 What it is** | Manualised motivational interviewing plus structured feedback |
| **3 Indications** | Where in psychiatry it is used, and the trial behind it |
| **4 The principles** | Four, each with the therapist behaviour it demands |

### THE DEFINITION

A brief, structured psychotherapy, usually four sessions, that applies motivational interviewing and adds personalised feedback from a formal assessment. It is client centred in style and directive in aim: the therapist does not install motivation, he draws out the patient's own reasons to change.

| PRINCIPLE | WHAT IT MEANS | THERAPIST BEHAVIOUR | THE FAILURE MODE |
|---|---|---|---|
| **Express empathy** | Accurate understanding without approval or judgement | Reflective listening | Sympathy that colludes |
| **Develop discrepancy** | Widen the gap between present use and stated values | Elicit change talk | **Supplying the discrepancy yourself** |
| **Roll with resistance** | Resistance is a signal to change approach, not to push | Reframe, shift focus | **Arguing for change** |
| **Support self efficacy** | Belief that change is possible is itself predictive | Affirm past successes | Reassurance without evidence |

The amber cells are the two errors that turn this into ordinary advice giving, and naming them is worth more than listing the principles alone.

- **Indications.** Alcohol and other substance use disorders, engagement of the ambivalent or poorly motivated patient, medication adherence in bipolar disorder and schizophrenia, tobacco cessation, gambling, eating disorders, and adherence to long term physical treatment.
- **The evidence.** In the large matching trial four sessions of this approach performed about as well as twelve sessions of cognitive behavioural or twelve step facilitation therapy, which is why it is the pragmatic first offer in a busy service.

### WHAT EARNS THE MARKS

- **The distinction from motivational interviewing:** the added structured feedback and the fixed brief format.
- **All four principles named,** each with the therapist behaviour beside it in the grid.
- **Indications reaching beyond addiction,** since the question asks about psychiatry as a whole.
- **The matching trial cited,** which is what turns an assertion of efficacy into an answer.

SEE ALSO Slot II - 89 relapse prevention without drugs Slot II - 18 tobacco dependence

II - 14

## How can you plan for tobacco control in your locality? What type of assistance would you want from the local Government? Compare nicotine chewing gum and nicotine patches. [5+3+2]

5 + 3 + 2 | SUBSTANCE USE: OPIOIDS, OTHER DRUGS AND TREATMENT

DNB - 1 APPEARANCES, 1 OF 78 SESSIONS

### SKELETON

| | |
|---|---|
| **5 The locality plan** | Map, protect, enforce, treat, educate |
| **3 Government assistance** | What only the administration can supply |
| **2 Gum against patch** | The grid, and why the answer is usually both |

### THE FRAMEWORK TO NAME FIRST

Build the local plan on the national tobacco control law of 2003 and the National Tobacco Control Programme: smoke free public places, no sale to minors or near schools, no advertising, pictorial warnings, and a cessation service in the district hospital.

| DOMAIN | CHEWING GUM | TRANSDERMAL PATCH | WHAT SETTLES IT |
|---|---|---|---|
| **Delivery** | Intermittent, buccal, user controlled | Continuous, transdermal, fixed | Who controls the dose |
| **Onset** | Minutes, peaks within half an hour | Hours, then a steady level | **Only gum treats a craving as it happens** |
| **Dosing** | 2 mg, or 4 mg if he smokes within half an hour of waking | Stepped strengths tapered over weeks | Time to first cigarette |
| **Adherence** | Frequent dosing, technique dependent | **Once daily, the best adherence of the group** | Number of decisions per day |
| **Adverse effects** | Jaw ache, hiccups, dyspepsia | Skin irritation, vivid dreams overnight | Dentition against skin |

Chew and park, do not chew continuously: swallowed nicotine is not absorbed and causes the dyspepsia.

- **The locality plan.** Survey the burden and the vendors, declare schools and health facilities tobacco free, support enforcement of the public place ban, run a cessation clinic with trained counsellors, and take school and workplace education to where the young start.
- **What to ask the administration for.** Enforcement machinery and a designated officer, vendor licensing and action on sales near schools, programme funds for replacement therapy, health worker training, and the education department's cooperation for school work.
- **Combination is the answer.** A patch for the background plus gum for breakthrough craving beats either alone, so the comparison ends in a recommendation rather than a draw.

### WHAT EARNS THE MARKS

- **The named law and programme,** before any local activity is described.
- **A plan divided into what you do and what you request,** as the question splits it.
- **The two amber cells:** gum for acute craving, patch for adherence.
- **The combination recommendation,** which is the point of comparing them.

**SEE ALSO** Slot II - 18 tobacco dependence Slot II - 86 reducing alcohol use in your area **SPRINT** Day 13, Substance use disorders

II - 15

## Describe opioid substitution therapy. Mention the psychological and pharmacological principles underlying it. Discuss the NDPS Act in relation to it. [3+3+4]

3 + 3 + 4 | SUBSTANCE USE: OPIOIDS, OTHER DRUGS AND TREATMENT

DNB - 1 APPEARANCES, 1 OF 78 SESSIONS

### SKELETON

| | |
|---|---|
| 3 What it is | The agents, the setting, and the stated goal |
| 3 The principles | Cross tolerance below, harm reduction above |
| 4 The law | What the Act enables, and what it leaves out |

| STEP | WHAT HAPPENS | WHO ACTS | CONDITION OR INTERVAL |
|---|---|---|---|
| 1 | Confirm opioid dependence and score withdrawal | Treating psychiatrist | Objective signs required |
| 2 | Induction on buprenorphine, or on methadone | Licensed centre staff | Only in mild withdrawal |
| 3 | Titrate to the dose that abolishes craving | Prescriber, daily review | Usually the first two weeks |
| 4 | Maintenance with directly observed dosing | Dispensing centre | Take home doses on stability |
| 5 | Psychosocial work, then a planned taper or continued maintenance | Team and patient together | Retention is the outcome |

Induction into a patient who is not yet in withdrawal precipitates it. Order, actor and interval are exactly what this archetype is marked on.

- **Pharmacological principle.** A long acting agonist occupies the receptor, so the plasma level stays flat, withdrawal is abolished, cross tolerance blunts the euphoria of any illicit dose, and the peak and trough cycle that drives injecting disappears. Buprenorphine is a partial agonist with a ceiling on respiratory depression.
- **Psychological principle.** Harm reduction. Removing the daily hunt for money and drug frees attention for work, family and treatment, and retention in care is the measure by which the approach is judged.

### WHAT THE ACT DOES NOT COVER

The Act licenses and supplies; it does not fund a service, train a team or create demand reduction on its own. It does not touch alcohol or tobacco. Consumption of a narcotic drug remains an offence, and the immunity for an addict who volunteers for treatment is conditional, not a general decriminalisation.

### WHAT EARNS THE MARKS

- **Steps in order with the actor named at each,** and the mild withdrawal condition on induction.
- **Both principles answered separately,** pharmacological and psychological, because the question splits them.
- **The 2014 amendment named:** essential narcotic drugs brought under central rules, which is what made this therapy practicable.
- **The exclusions strip.** Listing provisions without their boundary reads as recall from a summary.

SEE ALSO Slot II - 16 opioid withdrawal Slot II - 12 naltrexone

II - 16

# What is naloxone challenge test? Discuss management of opioid withdrawal with specific mention of non-opioid pharmacological strategies. [3+7]

3 + 7 | SUBSTANCE USE: OPIOIDS, OTHER DRUGS AND TREATMENT

DNB - 1 APPEARANCES, 1 OF 78 SESSIONS

## SKELETON

| | |
|---|---|
| **3 The challenge test** | Purpose, dose, observation period, how it is read |
| **4 Assess the withdrawal** | The rating scale, the clock, the severity call |
| **3 Non-opioid strategies** | Alpha two agonist first, then symptom by symptom |

### THE NALOXONE CHALLENGE TEST

A safety test done before starting naltrexone, to prove that no physiological opioid dependence remains. Naloxone 0.8 mg is given, part intravenously and the remainder after observation, and the patient is watched for twenty to forty five minutes. Any withdrawal sign is a positive test: defer, and repeat later.

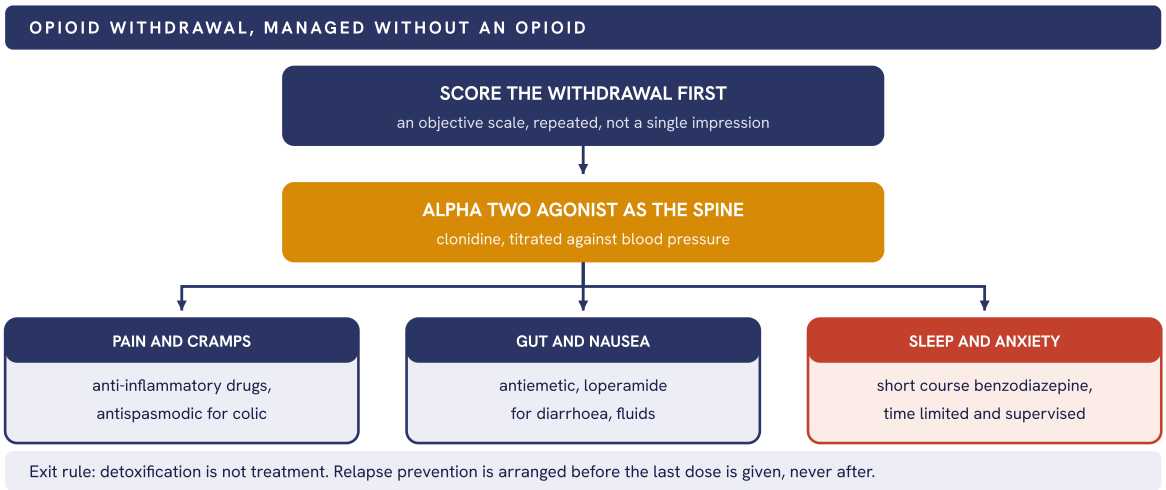


**Fig 016.1** The alpha two agonist carries the syndrome and the three lanes mop up what it leaves, with the red lane marked because that is where iatrogenic dependence begins.

- **Why clonidine works.** Chronic opioid use disinhibits the locus coeruleus, and withdrawal releases a noradrenergic storm. An alpha two agonist suppresses it directly, which is why it treats sweating, cramps and restlessness but does very little for craving.

## WHAT EARNS THE MARKS

- **The challenge test written with its numbers,** dose and observation period, and a stated reading rule.
- **An objective withdrawal score placed before any drug,** as the first box of the figure.
- **Clonidine explained by the locus coeruleus,** not merely listed.
- **The exit rule,** that detoxification without relapse prevention is an incomplete plan.

**SEE ALSO** Slot II - 12 naltrexone Slot II - 11 neurobiology of opioid use disorder **SPRINT** Day 13, Substance use disorders

II - 17

## Define new psychoactive substances. How do you classify them? Write the clinical features related to use of any one of them. [2+4+4]

2 + 4 + 4 | SUBSTANCE USE: OPIOIDS, OTHER DRUGS AND TREATMENT

DNB - 1 APPEARANCES, 1 OF 78 SESSIONS

### SKELETON

| | |
|---|---|
| **2 The definition** | What new means here, and what not controlled means |
| **4 The classification** | Families by mechanism, with an example in each |
| **4 One family in detail** | Synthetic cannabinoids, features and management |

### THE DEFINITION

Substances of abuse, pure or in preparation, not controlled by the 1961 or 1971 drug conventions but posing a public health threat. New means newly available, not newly synthesised.

| FAMILY | EXAMPLE | MECHANISM | SIGNATURE EFFECT |
|---|---|---|---|
| **Synthetic cannabinoids** | The JWH and AM series | **Full agonist at CB1, unlike the partial agonism of cannabis** | Agitation, psychosis, seizures |
| **Synthetic cathinones** | Mephedrone | Monoamine releaser and re-uptake blocker | Stimulant, then paranoia |
| **Phenethylamines** | The 2C and NBOMe series | Serotonin 2A agonism | Hallucinations, hyperthermia |
| **Synthetic opioids** | Fentanyl analogues | Potent mu agonism | **Respiratory arrest at microgram doses** |
| **Plant based and sedative** | Kratom, etizolam | Mixed opioid, or benzodi-azepine like | Dependence, withdrawal fits |

Ketamine type dissociatives form a sixth family. Classify by mechanism: street names change with every batch, receptors do not.

- **Synthetic cannabinoids in detail.** Full CB1 agonism without the cannabidiol that buffers herbal cannabis. Severe agitation, acute psychosis, catatonia, seizures, vomiting, tachycardia and hypertension, with reported acute kidney injury and myocardial ischaemia. Far more toxic than the plant it imitates.
- **The laboratory trap.** A routine urine cannabinoid immunoassay does not detect them. A negative screen in an agitated young man who says he smoked something does not exclude the diagnosis.
- **Management.** Supportive care in a quiet monitored area, benzodiazepines first for agitation and seizure risk, fluids, and watch renal function and creatine kinase.

### WHAT EARNS THE MARKS

- **Both conventions named in the definition,** and new correctly glossed as newly available.
- **A classification by mechanism** with one example in each family, rather than a list of street names.
- **Full against partial CB1 agonism,** the amber cell that explains the whole clinical picture, and the negative urine screen that follows from it.

**SEE ALSO** Slot II - 10 caffeine related disorders Slot II - 90 dependence, abuse and harmful use **SPRINT** Day 13, Substance use disorders

II - 18

# Discuss the clinical features, pharmacological and non-pharmacological management of tobacco dependence. [3+4+3]

3 + 4 + 3 | SUBSTANCE USE: OPIOIDS, OTHER DRUGS AND TREATMENT

DNB - 1 APPEARANCES, 1 OF 78 SESSIONS

## SKELETON

| | |
|---|---|
| **3 Clinical features** | Dependence criteria, severity marker, withdrawal course |
| **4 Pharmacological** | Three first line agents, each with its rule |
| **3 Non-pharmacological** | The five step framework and what follows a lapse |

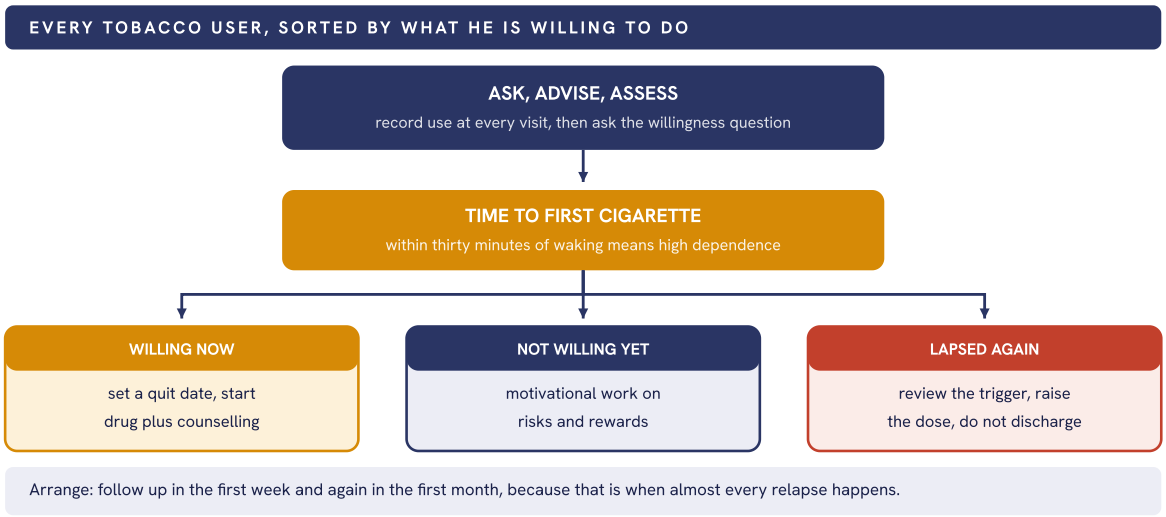


**Fig 018.1** The five step framework drawn as one sorting question, with the amber severity marker placed where it actually changes the prescription.

- **Clinical features.** The dependence criteria applied to nicotine, with withdrawal starting within a day of stopping: irritability, anxiety, poor concentration, restlessness, low mood, insomnia and increased appetite. Most of it settles in two to four weeks; craving outlasts it.
- **Pharmacological.** Replacement therapy, best as a patch plus a rescue form; varenicline, a partial agonist at the nicotinic receptor, titrated over the first week and continued twelve weeks; bupropion, avoided where there is any seizure risk or an eating disorder.
- **Smokeless tobacco.** In Indian practice much of the burden is chewed, not smoked. Ask about it by name, examine the mouth for submucous fibrosis, and remember that replacement therapy still applies.

## WHAT EARNS THE MARKS

- **Time to first cigarette used as the severity marker,** as the amber box does, not the number smoked alone.
- **Three first line agents named with a rule each,** rather than the word counselling on its own.
- **The unwilling patient given a plan,** which is the lane most answers leave empty.
- **Smokeless tobacco asked about,** the Indian half of the question.

**SEE ALSO** Slot II - 14 tobacco control and replacement therapy  Slot II - 13 motivational enhancement therapy

**SPRINT** Day 13, Substance use disorders

AREA 03 OF 14 · P2-A08

# Anxiety, OCD and related disorders

| 9 | 8.9% | II-19 | II-27 |
|---|---|---|---|
| SLOTS IN THIS BOOK | SHARE OF THE HUNDRED | FIRST SLOT | LAST SLOT |

ANCHOR 1 | HIGH 3 | SINGLE 5

## REVISION ORDER

Build one OCD answer properly and five of the nine slots open. Panic and agoraphobia next, because they share a structure. Generalised anxiety disorder and hoarding are independent and both are short.

## WHAT IS IN THIS AREA

Obsessive-compulsive disorder in five of the nine slots: the definition with severe-case management, the aetiopathology, the non-pharmacological management with the course studies, treatment resistance, and the psychological-theory slot it shares with depression. Panic disorder, generalised anxiety disorder, agoraphobia and hoarding disorder take the rest.

II - 19

## Discuss non-pharmacological management of OCD. Describe studies on the course of OCD. [6+4]

6 + 4 | ANXIETY, OCD AND RELATED DISORDERS

DNB, WBUHS - 2 APPEARANCES, 2 OF 78 SESSIONS

SKELETON

| | |
|---|---|
| 3 **The first line** | Exposure with response prevention, and why it works |
| 3 **What is added** | Cognitive work, the family, and the refractory lane |
| 4 **Course studies** | What the long follow ups actually found |

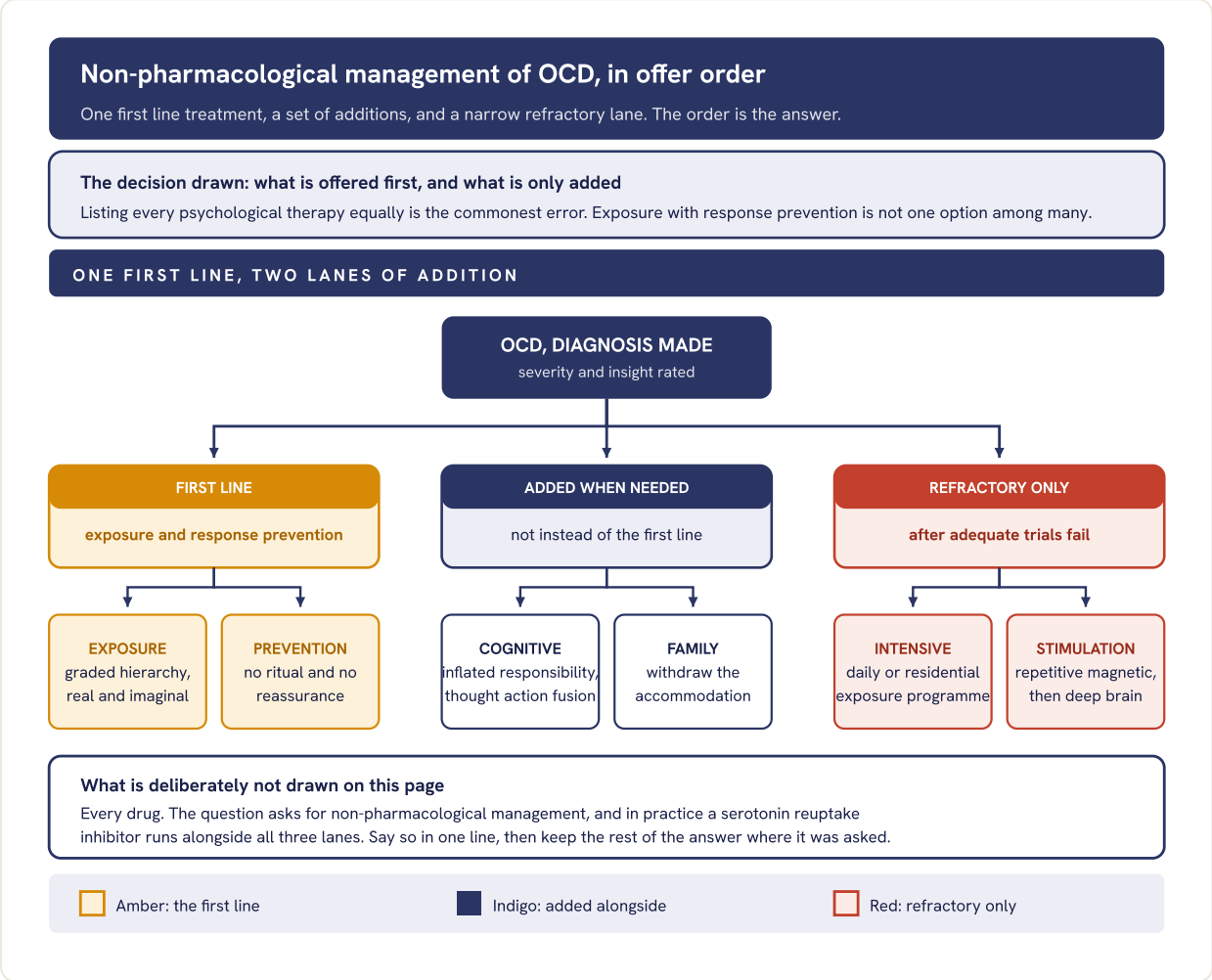


**Fig 019.1** Exposure with response prevention drawn as the trunk rather than as one option among six, with the refractory lane kept visibly separate.

- **How exposure is delivered.** A shared hierarchy, prolonged exposure until anxiety falls without a ritual, homework between sessions, and no reassurance from staff or family. Response prevention is the active ingredient; exposure without it is distress with no learning.

**COURSE STUDIES: WHAT THEY FOUND**

Long term follow up finds a mainly chronic, fluctuating course. In the largest forty year study most patients improved and about a fifth recovered fully, while around half still met criteria at follow up. Later prospective cohorts confirm low full remission and frequent partial response. Early onset, poor insight, hoarding and long duration before treatment predict worse outcome.

**WHAT EARNS THE MARKS**

- **Response prevention named as the active ingredient,** the second amber leaf.
- **Family accommodation addressed,** which most answers never mention.
- **Course described with numbers,** chronic with partial remission rather than the word variable.
- **Predictors of poor outcome listed,** which is what makes it a study answer.

**SEE ALSO** Slot II - 22 severe OCD Slot II - 25 treatment resistant OCD **SPRINT** Day 14, Anxiety, OCD and trauma-related disorders

II - 20

# Management of panic disorder. [10]

10 ANXIETY, OCD AND RELATED DISORDERS

KNRUHS, MUHS - 2 APPEARANCES, 2 OF 78 SESSIONS

SKELETON

| | |
|---|---|
| 2 **Confirm and exclude** | The medical and substance causes that mimic it |
| 2 **The acute attack** | What is done in the room, and what is not |
| 4 **Definitive treatment** | Cognitive behavioural therapy and the drug, in parallel |
| 2 **Continuation** | How long, and how it is stopped |

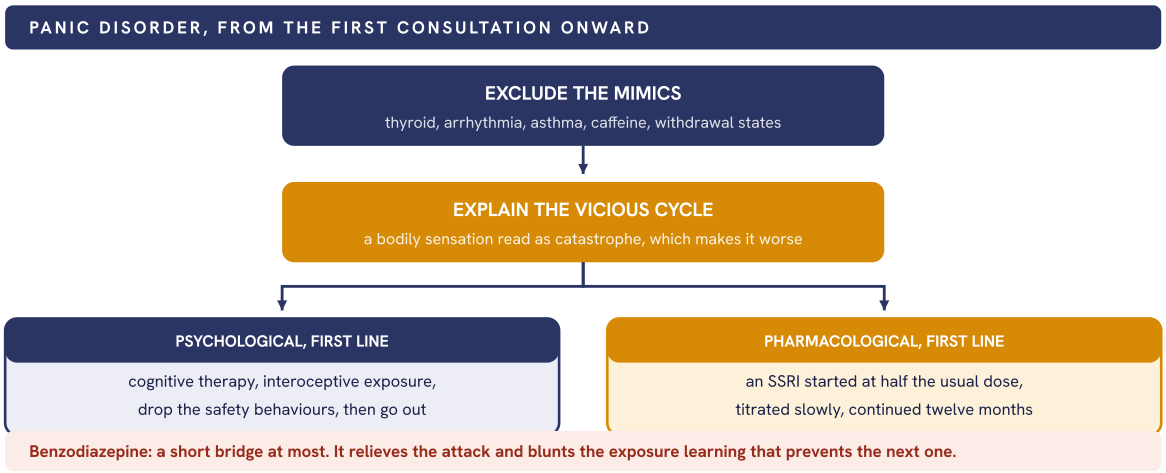


**Fig 020.1** The two first line treatments drawn side by side rather than in sequence, with the benzodiazepine caution carried as a red strip along the foot.

- **In the acute attack.** Stay, speak calmly, name what is happening, and slow the breathing. Do not investigate again in a patient already worked up, because repeated tests confirm his belief that something has been missed.
- **The cognitive model.** Panic is the catastrophic misinterpretation of a benign bodily sensation. Treatment tests that interpretation directly, by inducing the sensation in the room and letting nothing be done about it.
- **Stopping.** Continue for at least a year after full response, then taper slowly. Early stopping and abrupt cessation are the two commonest reasons a treated patient relapses.

WHAT EARNS THE MARKS

- **Medical mimics excluded first,** as the top box of the figure does.
- **Both first line treatments named as first line,** not therapy offered only after drugs fail.
- **Interoceptive exposure and safety behaviours,** the specific techniques rather than the words cognitive therapy.
- **The benzodiazepine caution with its reason,** the red strip.

SEE ALSO Slot II - 26 agoraphobia Slot II - 23 generalised anxiety disorder SPRINT

Day 14, Anxiety, OCD and trauma-related disorders

II - 21

## Discuss the etiopathology of obsessive-compulsive disorder. [10]

10 ANXIETY, OCD AND RELATED DISORDERS

KNRUHS, KUHS - 2 APPEARANCES, 2 OF 78 SESSIONS

### SKELETON

| | |
|---|---|
| **2 The axis** | One disorder read at five levels, not five theories |
| **4 The biological levels** | Genes, transmitters, the circuit, the immune route |
| **2 The psychological level** | Appraisal and learning, from normal intrusions |
| **2 What ties them** | The evidence each level rests on, named |

**STATE THE AXIS BEFORE THE LIST**

No single cause is established. The defensible answer reads one disorder at five levels, genetic, neurochemical, circuit, immunological and psychological, and names the observation each level rests on.

| LEVEL | THE PROPOSAL | THE EVIDENCE IT RESTS ON | WHERE IT IS WEAK |
|---|---|---|---|
| **Genetic** | Moderate heritability, higher in early onset | Twin and family studies; glutamate transporter genes | No replicated single gene |
| **Neurochemical** | Serotonin dysfunction, with glutamate excess | **Selective response to serotonergic drugs alone** | Response is not proof of cause |
| **Circuit** | Overactive cortico-striato-thalamo-cortical loop | **Orbitofrontal and caudate overactivity that normalises with treatment** | Also seen in other conditions |
| **Immunological** | Post-streptococcal autoimmunity in a subgroup | Abrupt paediatric onset with tics after infection | A small and contested subgroup |
| **Psychological** | Normal intrusions appraised as personal responsibility | Intrusive thoughts are near universal in healthy people | Does not explain onset |

The amber cells are the two findings an examiner expects by name, and both are pharmacological or imaging evidence rather than theory.

- **The psychological account, in detail.** Intrusions are universal. What makes them clinical is the appraisal: inflated responsibility for harm, and thought action fusion, the belief that thinking something makes it likelier or is morally equivalent to doing it. The compulsion relieves anxiety and is negatively reinforced, so it recurs.
- **The honest limit.** Every level above describes a correlate. None of them predicts who develops the disorder, and treatment response at one level does not establish causation at that level.

### WHAT EARNS THE MARKS

- **The axis stated before the list,** which turns five theories into one structured account.
- **The loop named in full,** cortico-striato-thalamo-cortical, with the regions.
- **Universal intrusions as the starting point,** the finding that makes the appraisal model plausible.
- **The weakness column.** Naming what each level cannot explain reads as command.

**SEE ALSO** Slot II - 22 severe OCD Slot II - 24 psychological theories and management **SPRINT** Day 14, Anxiety, OCD and trauma-related disorders

II - 22

# Define obsessive-compulsive disorder. Discuss the management of a patient with severe OCD. [3+7]

3 + 7 | ANXIETY, OCD AND RELATED DISORDERS

DNB, KUHS, NTRUHS - 3 APPEARANCES, 3 OF 78 SESSIONS

## SKELETON

| | |
|---|---|
| 3 **Definition** | Obsession and compulsion defined, then the disorder |
| 2 **Assess severity** | Rate it, check insight, risk and where he is treated |
| 4 **Combined treatment** | High dose serotonergic drug plus intensive exposure |
| 1 **If no response** | The augmentation step, and what precedes it |

### THE DEFINITION

Recurrent obsessions, which are intrusive unwanted thoughts, images or impulses recognised as one's own and resisted, or compulsions, which are repetitive acts performed to reduce the distress they cause. They are time consuming or distressing, and not pleasurable in themselves.

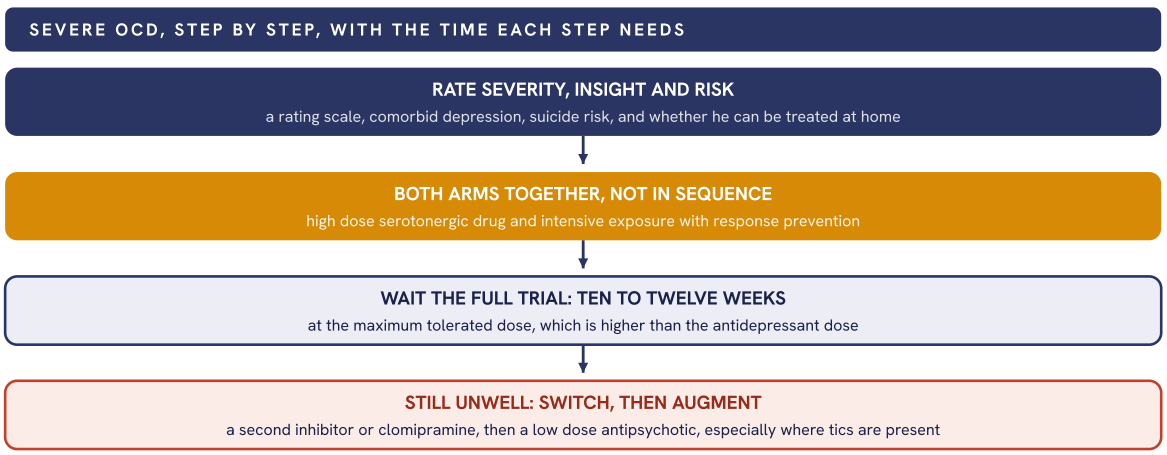


**Fig 022.1** The ladder with the waiting time written into each step.

- **Dosing.** Serotonin reuptake inhibitors are used at the top of their range in this disorder, well above the usual antidepressant dose, and the response is slower. Clomipramine remains the reference agent, with an electrocardiogram before and during treatment.
- **Before calling it resistant.** Confirm the drug was taken at that dose for that long, that exposure was actually delivered with response prevention, and that the family have stopped providing reassurance. Most apparent resistance is one of these three.

## WHAT EARNS THE MARKS

- **Obsession and compulsion defined separately** before the disorder is defined.
- **Drug and exposure started together,** the amber step, not therapy held back as a second line.
- **The ten to twelve week trial at high dose,** written as a number, and the three checks before resistance is declared.

**SEE ALSO** Slot II - 25 treatment resistant OCD Slot II - 19 non-pharmacological management of OCD **SPRINT** Day 14, Anxiety, OCD and trauma-related disorders

II - 23

# Describe the clinical management of generalised anxiety disorder. [10]

10 | ANXIETY, OCD AND RELATED DISORDERS | KNRUHS - 1 APPEARANCES, 1 OF 78 SESSIONS

## SKELETON

| | | |
|---|---|---|
| 2 | Confirm the diagnosis | Six months of uncontrollable worry, and what mimics it |
| 2 | Step one and two | Education, monitoring, guided self help |
| 4 | Step three | Therapy or drug, both first line, patient's choice |
| 2 | Step four | The refractory options, and what is avoided throughout |

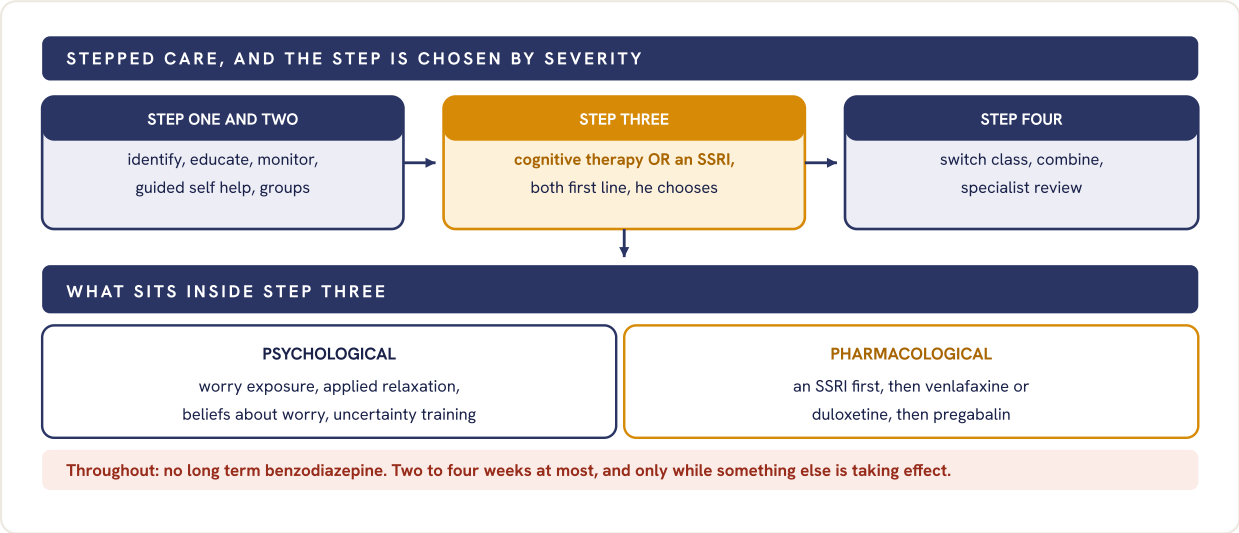


**Fig 023.1** Four steps across the top, then the contents of the step that matters opened out below it.

- **Confirm first.** Six months of excessive, uncontrollable worry across several domains with restlessness, fatigue, poor concentration, irritability, muscle tension or disturbed sleep. Exclude thyroid disease, caffeine, withdrawal states and a primary depressive episode.
- **The models worth naming.** Worry as avoidance of worse imagery, positive and negative beliefs about worrying itself, and intolerance of uncertainty. Each generates a technique, which is why naming them is not decoration.
- **Duration.** Continue the drug for at least twelve months after response and taper slowly. This is a chronic relapsing condition, and stopping at three months is why so many return.

## WHAT EARNS THE MARKS

- **Stepped care named as a structure,** so the answer is organised by severity rather than by treatment type.
- **Therapy and drug both marked first line,** the amber box.
- **The benzodiazepine limit stated in weeks,** the red strip.
- **Twelve months of continuation,** which most answers omit entirely.

**SEE ALSO** Slot II - 20 panic disorder Slot II - 26 agoraphobia **SPRINT** Day 14, Anxiety, OCD and trauma-related disorders

II - 24

## Discuss different psychological theories of depression and OCD. Describe how these theories can help in their management. [5+5]

5 + 5 | ANXIETY, OCD AND RELATED DISORDERS | DNB - 1 APPEARANCES, 1 OF 78 SESSIONS

### SKELETON

| | |
|---|---|
| **3 Depression theories** | Cognitive, behavioural, interpersonal, psychodynamic |
| **2 OCD theories** | Learning and appraisal, from normal intrusions |
| **3 Theory into technique** | Each model names the intervention it generates |
| **2 Choosing** | By formulation, not by habit or availability |

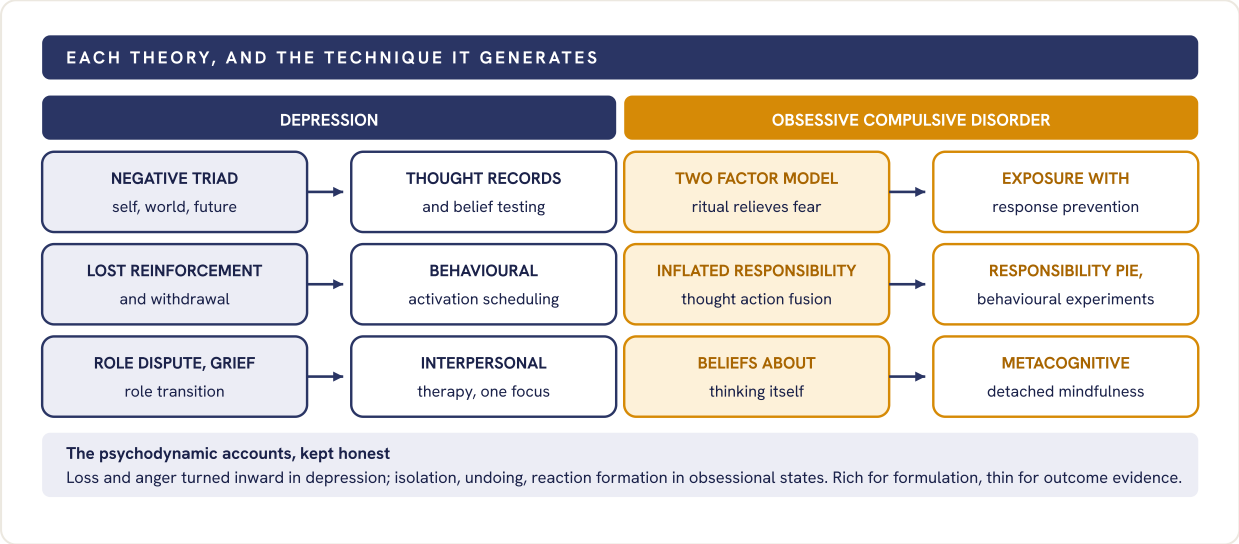


**Fig 024.1** Each row reads left to right as one claim and the technique it licenses, which is exactly what the second half of the question asks for.

- **Choosing between them.** Take the model that fits the formulation. Withdrawal and inactivity call for activation, a dispute or a bereavement for interpersonal work, ritual maintained by relief for exposure, and a patient tormented by the meaning of his thoughts for the appraisal route.

### WHAT EARNS THE MARKS

- **Every theory paired with its technique on the same line,** as each row of the figure does.
- **Both disorders answered,** because half the marks sit in the column most answers neglect.
- **Normal intrusions as the starting point of the OCD models,** which is what makes them treatments and not descriptions.
- **The psychodynamic strip kept honest,** useful for formulation, weak on outcome evidence.

SEE ALSO Slot II - 21 etiopathology of OCD Slot II - 19 non-pharmacological management of OCD

II - 25

## What is treatment resistant OCD? What are the proposed neurobiology of such resistance? Discuss the treatment options for such a case. [2+3+5]

2 + 3 + 5 | ANXIETY, OCD AND RELATED DISORDERS | DNB - 1 APPEARANCES, 1 OF 78 SESSIONS

### SKELETON

| | | |
|---|---|---|
| 2 | The definition | What counts as adequate, and the staging above it |
| 3 | Proposed neurobiology | Circuit, glutamate, and the phenotypes that resist |
| 5 | Treatment options | Optimise, augment, then the neuromodulation lane |

### THE DEFINITION

Failure to achieve a meaningful fall in symptom score, conventionally under twenty five to thirty five per cent on a standard rating scale, after two adequate trials of a serotonin reuptake inhibitor at maximum tolerated dose for ten to twelve weeks each, together with an adequate trial of exposure with response prevention. Staged from non-response through refractory to intractable.

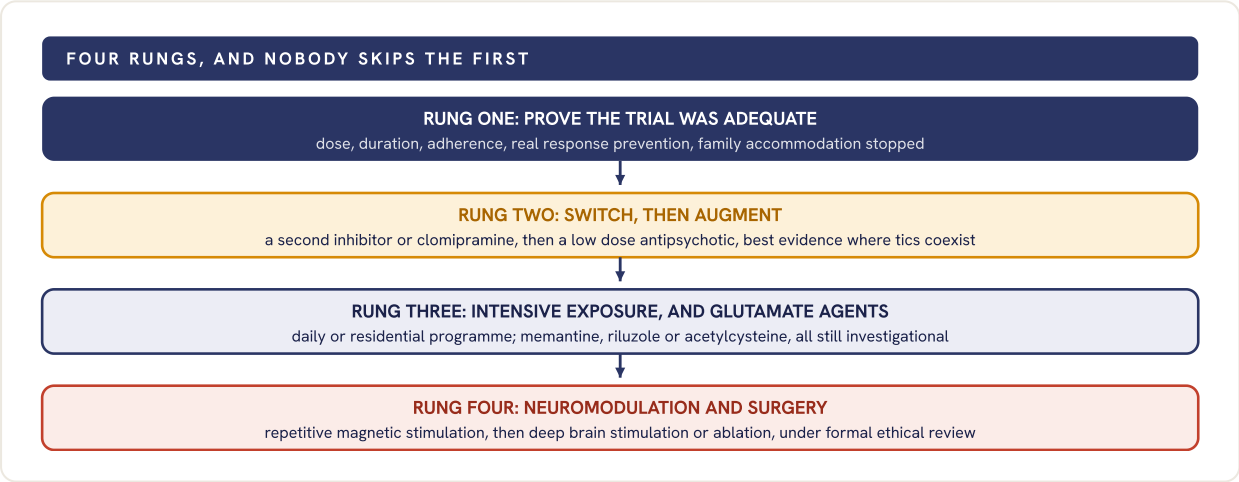


**Fig 025.1** The ladder for resistant disease, with the audit of the first trial drawn as a rung rather than assumed, because most resistance is found there.

- **The proposed neurobiology.** Persistent overactivity in the orbitofrontal to caudate loop that does not normalise with treatment; raised glutamate in the caudate and cerebrospinal fluid with reduced inhibitory tone; and dopaminergic involvement, which is why antipsychotic augmentation helps where there are tics.
- **The phenotypes that resist.** Early onset, poor or absent insight, hoarding symptoms, prominent tics, and long duration before any treatment. Naming these is what turns a list of drugs into a clinical answer.

### WHAT EARNS THE MARKS

- **The definition with its numbers,** two trials, ten to twelve weeks, a stated response threshold.
- **The first rung, auditing the trial,** before any new drug is proposed.
- **Glutamate named alongside serotonin,** which is the current part of the answer.
- **Surgery placed last and gated by ethical review,** not offered as one option among many.

**SEE ALSO** Slot II - 22 severe OCD Slot II - 21 etiopathology of OCD **SPRINT** Day 37, Psychopharmacology II: resistance and neurostimulation

II - 26

# What is agoraphobia? Discuss diagnostic features, differential diagnosis and management of agoraphobia. [2+3+2+3]

2 + 3 + 2 + 3 | ANXIETY, OCD AND RELATED DISORDERS

DNB - 1 APPEARANCES, 1 OF 78 SESSIONS

## SKELETON

| | |
|---|---|
| 2 Definition | The fear is of escape being blocked, not of the place |
| 3 Diagnostic features | Two of five situations, avoidance, six months |
| 2 Differential diagnosis | Sorted by what he is actually afraid of |
| 3 Management | Graded exposure, the drug, and the family rule |

| CONDITION | WHAT HE IS AFRAID OF | WHAT SETTLES IT |
|---|---|---|
| Agoraphobia | Being trapped or helpless if symptoms come | Fear of the escape route, not of the place |
| Social anxiety disorder | Being watched and judged | The fear goes when nobody can observe |
| Specific phobia | The situation itself | One circumscribed trigger, no panic elsewhere |
| Psychotic disorder | Being followed or harmed | A delusional reason for staying in |

Ask what he expects to happen if he goes out. That one question does most of this table's work, and it also separates depression, where there is simply no drive to go.

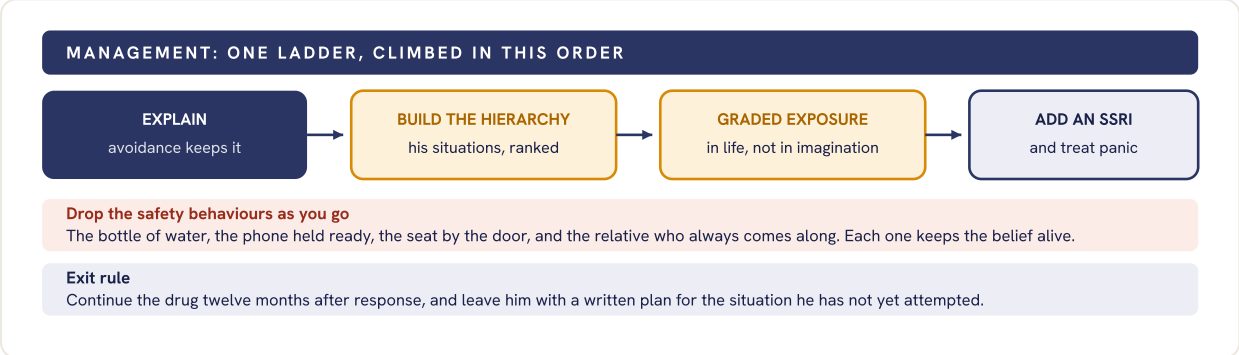


**Fig 026.1** Exposure drawn as the spine of treatment with the drug alongside it, and the safety behaviours carried as a red strip because they are what quietly defeats the ladder.

- **Diagnostic features.** Marked fear in at least two of five settings: public transport, open spaces, enclosed places, queues or crowds, and being outside the home alone. Avoided, endured with dread, or requiring a companion; out of proportion; six months.

## WHAT EARNS THE MARKS

- **The definition built on escape and help,** not on a list of feared places.
- **Two of five situations and the six month rule,** stated as criteria.
- **The differential sorted by the feared outcome,** which is the column that does the work.
- **The companion named as a safety behaviour,** the line most answers miss.

SEE ALSO Slot II - 20 panic disorder Slot II - 23 generalised anxiety disorder SPRINT

Day 14, Anxiety, OCD and trauma-related disorders

II - 27

# Discuss the clinical features and differential diagnosis of hoarding disorder. [5+5]

5 + 5 | ANXIETY, OCD AND RELATED DISORDERS | DNB - 1 APPEARANCES, 1 OF 78 SESSIONS

## SKELETON

| | |
|---|---|
| 2 Definition | Difficulty discarding, and the clutter that follows |
| 3 Clinical features | Acquisition, insight, course, and the safety risk |
| 3 The differential | Sorted by why the objects are kept |
| 2 Comorbidity | What travels with it and changes the plan |

### THE DEFINITION

Persistent difficulty parting with possessions regardless of their actual value, driven by a perceived need to save them and by distress on discarding. The accumulation congests living areas so they cannot be used as intended, and it causes impairment or an unsafe home.

| CONDITION | WHY THE OBJECTS ARE KEPT | WHAT SETTLES IT |
|---|---|---|
| **Hoarding disorder** | Attachment and a felt need to save | **Distress on discarding, comfort in keeping** |
| **Obsessive compulsive disorder** | An obsession, often contamination or harm | **Keeping is unwanted and brings no pleasure** |
| **Depression** | Nothing is kept deliberately; nothing is cleared | Accumulation is passive, follows low mood |
| **Schizophrenia** | A delusional reason for saving | The stated reason is bizarre |
| **Frontal or degenerative disease** | Loss of judgement and disinhibition | Late onset, with squalor and self neglect |
| **Normal collecting** | Interest and pride in the collection | Organised, displayed, no impairment |

Two questions separate almost the whole table: why is it kept, and how does he feel while keeping it.

- **Clinical features.** Excessive acquisition in most cases, by buying or by collecting free things. Insight ranges from fair to absent, and the specifier is recorded. Onset is in adolescence, severity grows each decade, and the course is chronic without treatment.
- **The risk that must be assessed.** Fire load, blocked exits, falls, infestation, and the safety of children or dependent elders in the home. Public health or fire services may already be involved, and their involvement changes the treatment plan.

## WHAT EARNS THE MARKS

- **Difficulty discarding named as the core,** not the clutter, which is only its consequence.
- **Acquisition and insight recorded as specifiers,** which shows the current classification is known.
- **The differential organised by motive,** the amber pair separating this from obsessive compulsive disorder.
- **The safety assessment,** which is what makes it a clinical answer rather than a description.

**SEE ALSO** Slot II - 21 etiopathology of OCD Slot II - 22 severe OCD **SPRINT** Day 14, Anxiety, OCD and trauma-related disorders

AREA 04 OF 14 · P2-A01

# Schizophrenia: aetiology, phenomenology and course

| 8 | 8.4% | II-28 | II-35 |
|---|---|---|---|
| SLOTS IN THIS BOOK | SHARE OF THE HUNDRED | FIRST SLOT | LAST SLOT |

ANCHOR 2 · HIGH 1 · RECURRENT 1 · SINGLE 4

## REVISION ORDER

Course and outcome first, and negative symptoms with it: those two carry the anchor weight here. Psychosocial management and the chronic-care slot next, they share their content. Early psychosis after that. Endophenotype and expressed emotion last, both short and both critical-evaluation shapes.

## WHAT IS IN THIS AREA

Course and outcome, negative symptoms and their management, early psychosis and its prevention, psychosocial management, childhood psychosis, the chronic-care slot that asks what India actually provides and how family functioning is assessed, endophenotypes and biomarkers, and expressed emotion as a critical evaluation.

II - 28

# Course and outcome of schizophrenia. [10]

10 SCHIZOPHRENIA: AETIOLOGY, PHENOMENOLOGY AND COURSE

DNB, KNRUHS, RGUHS, TN-MGRMU - 5 APPEARANCES, 5 OF 78 SESSIONS

SKELETON

| | |
|---|---|
| 2 Two questions | Course is the shape over time, outcome the state at follow-up |
| 2 Course patterns | Prodrome, episode structure, the ICD-11 course specifiers |
| 3 Outcome at follow-up | The long cohorts, and what they actually measured |
| 3 Predictors and mortality | Prognostic factors, the mortality gap, what is modifiable |

**SEPARATE THE TWO WORDS FIRST**

Course is the longitudinal shape: prodrome, episodes, remissions, residual state. Outcome is the position at a stated follow-up point, on three separable axes, symptomatic, functional and personal. ICD-11 asks for both, an episode pattern plus a remission qualifier.

| DOMAIN | POINTS TO BETTER OUTCOME | POINTS TO WORSE OUTCOME |
|---|---|---|
| **Onset** | Acute, later, clear precipitant | Insidious, before twenty, no precipitant |
| **Premorbid** | Good work and social record, married | Schizoid traits, poor school record |
| **Symptoms** | Positive and affective symptoms lead | Negative symptoms, early cognitive loss |
| **Modifiable** | Short untreated psychosis, adherence kept | Long untreated psychosis, substance use |

Only the last row can be moved by a clinician. High expressed emotion and absent carer support belong with the right-hand column.

- **Course.** A premorbid phase, a prodrome of one to five years with attenuated symptoms and functional slippage, then the first episode. Deterioration is steepest in the first five years and then largely plateaus.
- **Outcome.** Roughly a third do well, a third relapse with residual disability, a third deteriorate. The WHO cohorts, IPSS, DOSMeD and ISoS, reported better outcome in Indian and other low-income centres, and Indian long-term follow-up supports it.
- **Qualify it.** That advantage is contested: differential attrition, milder acute-onset cases entering the cohorts, and outcome scored as social role rather than symptom count.
- **Mortality.** Life expectancy is fifteen to twenty years shorter, mostly cardiovascular, not suicide. Lifetime suicide is about five per cent, concentrated early and after discharge.

WHAT EARNS THE MARKS

- **Course and outcome separated in the first two lines.** Most answers merge them and then repeat themselves.
- **The prognostic grid, both columns,** with the modifiable row identified as modifiable.
- **The named cohorts with their caveat,** and the mortality gap named as cardiovascular.

SEE ALSO Slot II - 29 negative symptoms Slot II - 35 expressed emotion SPRINT

Day 8, Schizophrenia: aetiology, phenomenology, classification and course

II - 29

## Describe negative symptoms in schizophrenia and discuss about the management. [5+5]

5 + 5 | SCHIZOPHRENIA: AETIOLOGY, PHENOMENOLOGY AND COURSE

DNB, KUHS, NTRUHS, TN-MGRMU - 4 APPEARANCES, 4 OF 78 SESSIONS

SKELETON

| | | |
|---|---|---|
| 2 | The two factors | Diminished expression and avolition, five symptoms between them |
| 3 | Primary or secondary | Deficit syndrome, and the four causes that mimic it |
| 3 | Drug treatment | Lower the dose first, then switch, and monitor |
| 2 | Psychosocial | Skills, remediation and employment carry the function |

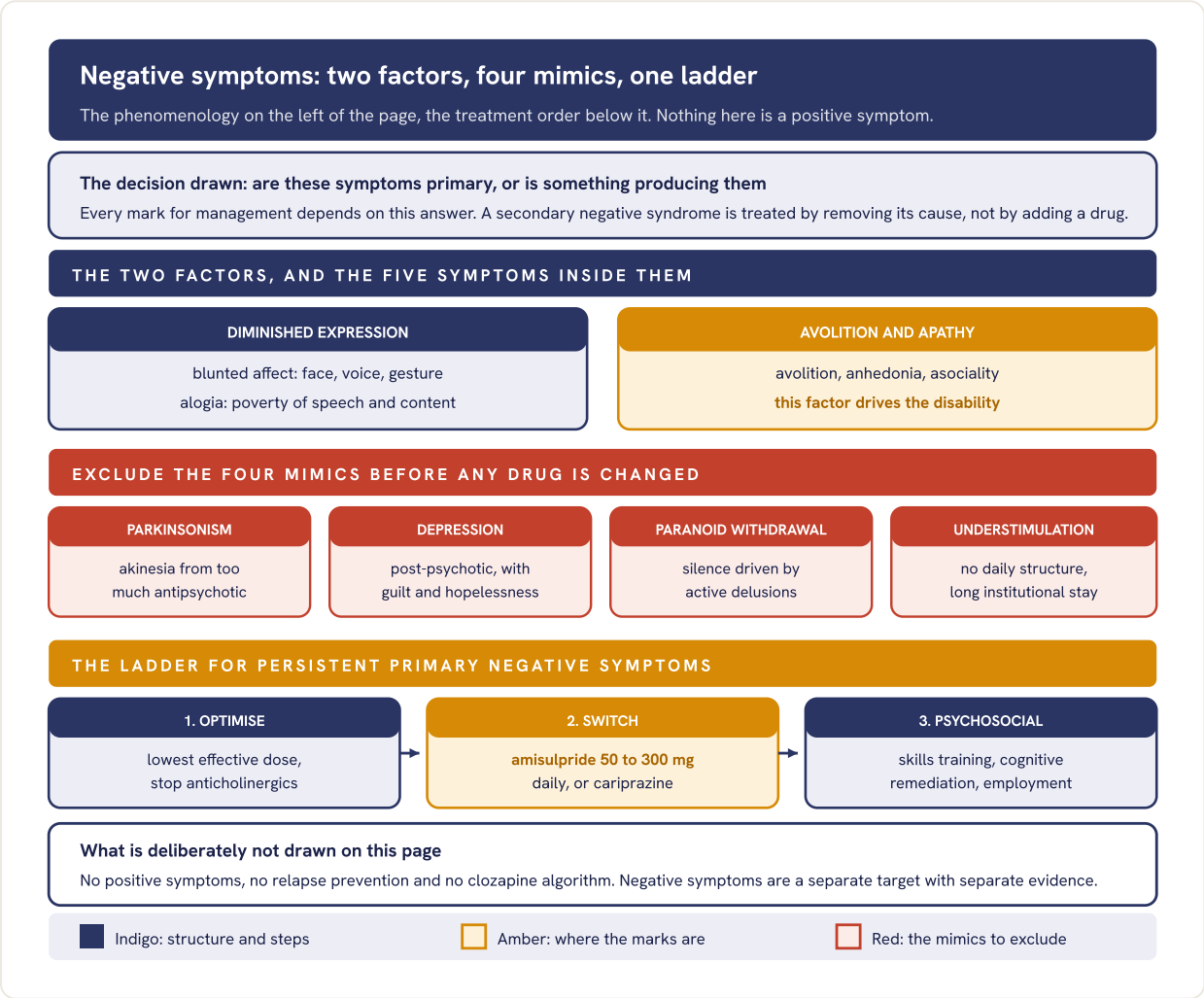


**Fig 029.1** The two-factor structure of negative symptoms, the four secondary causes that must be excluded before the syndrome is called primary, and the three-step treatment ladder that follows.

- **The five symptoms.** Blunted affect and alogia make up diminished expression. Avolition, anhedonia and asociality make up the motivational factor. Attention impairment is described alongside them but loads separately.
- **Deficit syndrome.** Negative symptoms that are primary, enduring for at least a year, and present during clinical stability. It carries a poorer functional trajectory and is the population the drug trials target.

**PITFALL**

Clozapine is not the answer to this question. Its evidence is for positive symptom resistance; for primary negative symptoms it performs no better than other second generation agents. Low-dose amisulpride and cariprazine carry the dedicated trials.

## WHAT EARNS THE MARKS

- **The two-factor structure named, with all five symptoms placed.** A flat list of six A words is a weaker answer.
- **The four mimics excluded before treatment is discussed.** This is the sequence the second half of the question is testing.
- **Dose reduction written as step one.** Adding a drug to treat drug-induced akinesia is the commonest error here.
- **Psychosocial treatment given its own line.** Function does not recover on pharmacology alone.

**SEE ALSO** Slot II - 28 course and outcome Slot II - 48 cognitive remediation **SPRINT** Day 8, Schizophrenia: aetiology, phenomenology, classification and course

II - 30

## What do you understand by the concept of early psychosis? Discuss the prevention and treatment of early psychosis. [4+3+3]

4 + 3 + 3 | SCHIZOPHRENIA: AETIOLOGY, PHENOMENOLOGY AND COURSE

DNB - 2 APPEARANCES, 2 OF 78 SESSIONS

### SKELETON

| | | |
|---|---|---|
| 4 | The concept | Clinical staging, the at-risk mental state, the critical period |
| 3 | Prevention | Indicated prevention only, and what is not recommended |
| 3 | Treatment | Shorten the untreated period, low dose, family and work |

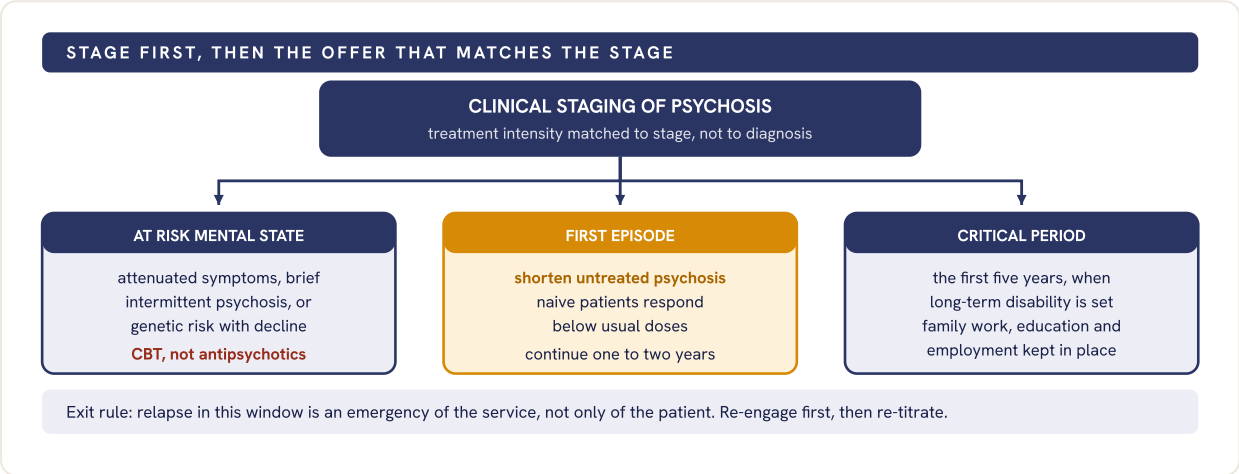


**Fig 030.1** Early psychosis as three stages, each with the offer that belongs to it, and the first five years marked as the window where effort pays.

COLOUR CODE ■ stage and structure ■ where treatment changes outcome ■ what is not recommended

- **The concept.** Psychosis is staged rather than only diagnosed: asymptomatic risk, undifferentiated distress, at-risk mental state, first episode, relapse, persistent illness.
- **Prevention.** Only indicated prevention is workable. Cognitive behavioural therapy reduces transition modestly. Universal screening is not justified: most at-risk cases never convert.
- **The Indian problem.** Untreated psychosis commonly runs beyond a year, through faith healing pathways and thin services. The district programme is the realistic vehicle.

**PITFALL**

Prescribing an antipsychotic for an at-risk mental state. Benefit is unproven, most of those treated would never have converted, and the metabolic and motor harms are certain.

### WHAT EARNS THE MARKS

- **Staging stated as the organising idea,** not just the phrase "early intervention".
- **The three at-risk groups named.** They are the operational definition being asked for.
- **Untreated psychosis identified as the modifiable variable,** and the critical period given as five years.

SEE ALSO Slot II - 45 first episode pharmacology Slot II - 32 childhood psychosis

II - 31

# Discuss psychosocial management in a case of schizophrenia. [10]

10 SCHIZOPHRENIA: AETIOLOGY, PHENOMENOLOGY AND COURSE

DNB, RGUHS - 2 APPEARANCES, 2 OF 78 SESSIONS

## SKELETON

| | |
|---|---|
| 2 **Principles** | Alongside medication, phase matched, family as the unit |
| 3 **Family work** | Psychoeducation, expressed emotion, a defined session count |
| 3 **Individual work** | Adherence, cognitive therapy, skills, cognitive remediation |
| 2 **Rehabilitation** | Supported employment, day care, disability entitlements |

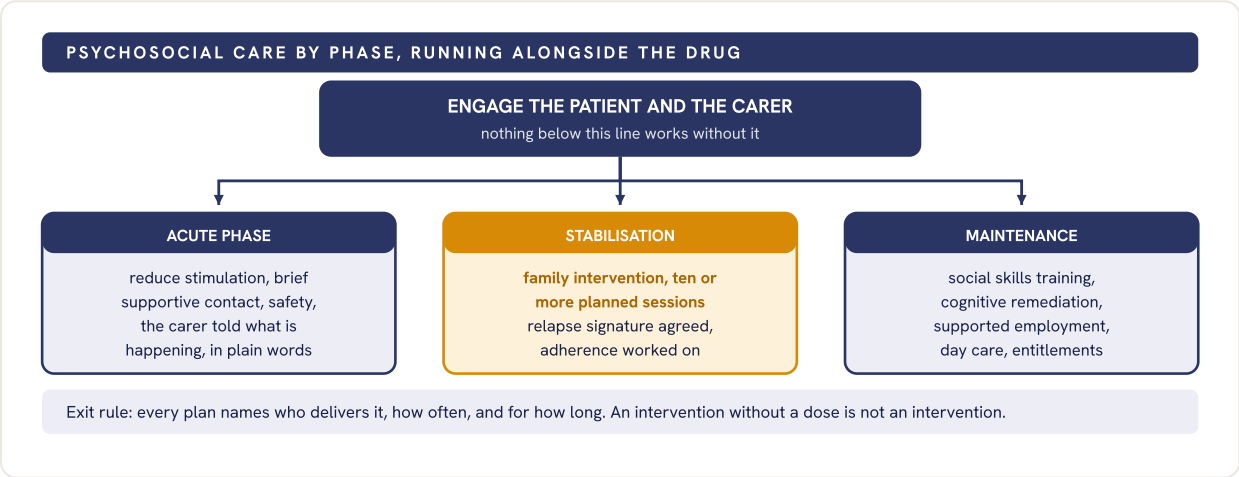


**Fig 031.1** Psychosocial management by phase of illness, with the interventions that carry trial evidence placed where they are actually delivered.

- **Family intervention.** The strongest psychosocial effect on relapse: psychoeducation, communication and problem-solving training, and work on criticism and overinvolvement, over at least ten planned sessions.
- **Individual work.** Cognitive behavioural therapy for persisting positive symptoms, social skills training, cognitive remediation for attention and working memory, and adherence work in a motivational rather than a warning stance.
- **Work and entitlements.** Supported employment, placed first and trained on the job, outperforms prevocational training. Disability certification opens pension, concession and reservation.

**PITFALL**

Writing "counselling and rehabilitation" and stopping. An answer that cannot say how many sessions of what, delivered by whom, has described a sentiment rather than a plan.

## WHAT EARNS THE MARKS

- **Phase-matched structure.** Acute, stabilisation and maintenance ask for different things.
- **Family intervention named with its session count.** It is the highest-yield line on the page.
- **Supported employment preferred to prevocational training,** with entitlements and carer burden included.

**SEE ALSO** Slot II - 33 chronic care in India Slot II - 35 expressed emotion

II - 32

# Discuss the concept of childhood psychosis and its management. [10]

10 SCHIZOPHRENIA: AETIOLOGY, PHENOMENOLOGY AND COURSE

KNRUHS - 1 APPEARANCES, 1 OF 78 SESSIONS

## SKELETON

| | | |
|---|---|---|
| 3 | The concept | How it separated from autism, and the terms used now |
| 3 | What must be excluded | Organic causes, and the phenomena that only look psychotic |
| 3 | Drug treatment | Agent, low start, and the monitoring children need more of |
| 1 | Around the child | School, family and development kept moving |

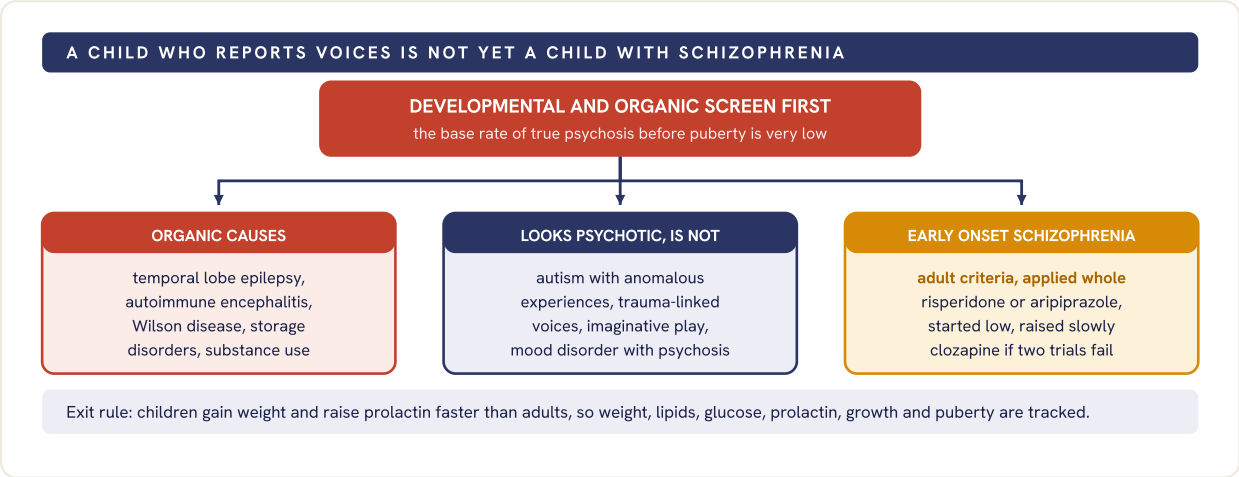


**Fig 032.1** The order of work in a child with apparent psychosis: exclude the organic causes, separate the mimics, then treat as early onset schizophrenia.

- **The concept.** Until the 1970s every severe childhood disturbance was called childhood schizophrenia. Kolvin and Rutter separated it by age of onset, phenomenology, family history and course. The split has held.
- **The terms now.** Childhood onset means before thirteen and is rare, of the order of one in ten thousand. Early onset means before eighteen. Criteria are the adult criteria, unchanged.
- **What is different.** More premorbid language, motor and social delay, more insidious onset, more negative symptoms, a higher yield from genetic testing including the 22q11.2 deletion, poorer outcome.

**PITFALL**

Treating a reported voice as sufficient. Non-psychotic hallucinatory experiences are common in anxious, grieving and maltreated children and mostly remit.

## WHAT EARNS THE MARKS

- **The historical separation from autism, with its basis.** The word "concept" in the stem asks for exactly this.
- **The organic screen written before any drug.** In this age group it separates a diagnosis from a mistake.
- **Monitoring described as heavier than in adults,** with the parameters named.

SEE ALSO Slot II - 30 early psychosis Slot II - 45 first episode pharmacology

II - 33

# What are the options available in India for chronic care of longstanding schizophrenic patients? Discuss different government facilities a chronic schizophrenia patient can avail. How to assess family functioning in a case of schizophrenia? [2+4+4]

2 + 4 + 4 | SCHIZOPHRENIA: AETIOLOGY, PHENOMENOLOGY AND COURSE

DNB - 1 APPEARANCES, 1 OF 78 SESSIONS

## SKELETON

| | |
|---|---|
| 2 What chronic care asks | Where the person lives, who supervises, what fills the day |
| 4 Government routes | The programme, the Act, the certificate, the entitlements |
| 2 Other options | Day care, halfway homes, long stay, carer-led groups |
| 2 Family functioning | Four domains, and the instrument for each of them |

### WHAT CHRONIC CARE ACTUALLY DECIDES

Three questions, and every option below answers one of them: where the person lives, who supervises treatment, and what occupies the day. Cure is not on the list.

| ROUTE | WHAT IT PROVIDES | HOW IT IS REACHED |
|---|---|---|
| **District programme** | Free outpatient care, medicines, outreach to the taluk | District hospital or outreach camp |
| **Mental Healthcare Act 2017** | Community living, less restrictive care, state duty to provide halfway homes | State authority, review board on appeal |
| **Disability certificate** | Benchmark disability at forty per cent on the notified scale | Medical board at the district hospital |
| **What follows it** | Pension, travel concession, employment reservation, carer tax relief | Certificate plus the disability identity card |

Insurance for mental illness on the same terms as physical illness follows from section 21(4). Non-government day care, halfway homes and family associations sit alongside all of this.

- **Family functioning, four domains.** Burden, on the Family Burden Interview Schedule of Pai and Kapur, which separates objective from subjective. Expressed emotion, on the Camberwell Family Interview or the five minute speech sample. Knowledge and attitudes, on the Family Interview Schedule. General functioning, on the Family Assessment Device.
- **What it is for.** It answers whether this family can supervise medication and absorb a relapse. That decides home-based against residential care, and it is reassessed.
- **The line most answers miss.** The commonest crisis is the ageing or death of the parent carer. A named second carer, a nominated representative and a guardianship route belong in the plan.

## WHAT EARNS THE MARKS

- **The three questions chronic care answers,** stated before any list of facilities.
- **Each government route with its access path.** Naming a scheme without saying how a patient reaches it is half a mark.
- **Named instruments for family functioning, including an Indian one,** with the domain each covers.

SEE ALSO Slot II - 31 psychosocial management Slot II - 35 expressed emotion

II - 34

# What is endophenotype? Discuss schizophrenia endophenotype biomarkers. [3+7]

3 + 7 | SCHIZOPHRENIA: AETIOLOGY, PHENOMENOLOGY AND COURSE

DNB - 1 APPEARANCES, 1 OF 78 SESSIONS

## SKELETON

| | |
|---|---|
| **3 Definition and criteria** | The five requirements, and that all five are needed |
| **4 The candidates** | Electrophysiology, eye movement, cognition, imaging |
| **2 Why they were wanted** | A simpler genetic target than the whole syndrome |
| **1 Where it stands** | One honest sentence on what the programme delivered |

### THE DEFINITION, WITH ITS FIVE CRITERIA

A measurable, heritable trait on the causal path between genotype and clinical syndrome. Gottesman and Gould require five things: association with the illness in the population, heritability, state independence, co-segregation within families, and presence in unaffected first degree relatives above the population rate.

| CANDIDATE | WHAT IS MEASURED | STANDING |
|---|---|---|
| **P50 gating** | Suppression of the response to the second of two clicks | Deficient; linked to the alpha-7 nicotinic locus |
| **Prepulse inhibition** | Startle reduced by a weak preceding stimulus | Reduced in patients and relatives |
| **Mismatch negativity** | Automatic detection of an auditory change | Amplitude reduced; the most reproducible |
| **Eye movement** | Smooth pursuit tracking and antisaccade errors | Impaired in patients and many relatives |
| **Neurocognition** | Working memory, sustained attention, verbal memory | Impaired, heritable, state independent |

Structural imaging findings, neurological soft signs, dermatoglyphic asymmetry and the blunted niacin skin flush are described alongside but meet fewer of the five criteria.

- **Why they were wanted.** The syndrome is heterogeneous and polygenic. A trait nearer gene action was expected to be genetically simpler, mappable in smaller samples.
- **What happened.** The candidates proved as polygenic as the syndrome, and none has shown larger genetic effect sizes. The promised shortcut did not appear.
- **Where it stands.** They survive as vulnerability markers, as a way of stratifying trial samples, and as objective endpoints. The ambition was absorbed into dimensional frameworks cutting across diagnoses.

## WHAT EARNS THE MARKS

- **All five criteria, listed as criteria.** Three of five is the commonest way the first three marks are lost.
- **Candidates grouped by modality,** not offered as an undifferentiated list.
- **The relative finding stated,** since presence in unaffected relatives is what makes a trait an endophenotype at all.

**SEE ALSO** Slot II - 80 functional imaging Slot II - 81 electroencephalography

II - 35

# Expressed emotion in psychiatry: critically evaluate. [10]

10 SCHIZOPHRENIA: AETIOLOGY, PHENOMENOLOGY AND COURSE

KNRUHS - 1 APPEARANCES, 1 OF 78 SESSIONS

## SKELETON

| | |
|---|---|
| 2 What it is | Five components, rated from the relative, with thresholds |
| 3 The case for it | Relapse prediction, holding across several diagnoses |
| 3 The case against | Culture, direction of causation, cost of measuring |
| 2 The verdict | Modifiable, so worth measuring; never a family blame |

### THE CONSTRUCT, STATED PRECISELY

The emotional climate of the household toward the patient, rated from a semi-structured interview with the relative. A property of a relationship at a point in time, not a personality of the family.

| COMPONENT | WHAT IS RATED | THRESHOLD FOR HIGH |
|---|---|---|
| **Critical comments** | Count of critical remarks about the patient | **Six or more** |
| **Hostility** | Generalised criticism or rejection of the person | **Any** |
| **Overinvolvement** | Overprotection, self-sacrifice, dramatic distress | **Rating of three or more** |
| **Warmth** | Sympathy, concern, interest in the person | Not part of the definition |
| **Positive remarks** | Praise and appreciation | Not part of the definition |

Rated by the Camberwell Family Interview, which runs over an hour and needs training. The five minute speech sample and self-report questionnaires are shorter proxies with lower sensitivity.

- **The case for it.** High expressed emotion roughly doubles nine to twelve month relapse risk in schizophrenia, and the association holds in mood disorders, eating disorders and substance use.
- **The cultural objection.** Indian samples show lower rates, and overinvolvement means something different where multigenerational co-residence and close supervision are normative.
- **The causal objection.** Criticism rises with the patient's disturbance, so part of the association runs from illness to relative. The relationship is bidirectional.
- **The verdict.** Worth measuring because it is modifiable: family intervention that lowers criticism lowers relapse. That is also why it is never presented to a family as a fault.

## WHAT EARNS THE MARKS

- **All five components, with the three that define high expressed emotion marked.** Warmth and positive remarks are rated but excluded.
- **Both objections argued rather than named.** The stem says critically evaluate.
- **A verdict at the end.** A critical evaluation that never lands on a position is an essay, not an answer.

SEE ALSO Slot II - 28 course and outcome Slot II - 31 psychosocial management

AREA 05 OF 14 · P2-A09

# Trauma, dissociative and somatic symptom disorders

| 8 | 8.4% | II-36 | II-43 |
|---|---|---|---|
| SLOTS IN THIS BOOK | SHARE OF THE HUNDRED | FIRST SLOT | LAST SLOT |

ANCHOR 3 · HIGH 1 · SINGLE 4

## REVISION ORDER

The two dissociative slots together: one asks management and one asks phenomenology, and they are one answer split. PTSD and pathological grief next. The somatoform and abnormal illness behaviour pair after that. The rape slot and the depression scales slot are independent.

## WHAT IS IN THIS AREA

Dissociative and conversion disorder in two slots, post-traumatic stress disorder, pathological grief, the somatoform slot with chronic pain, abnormal illness behaviour, and the rape slot with marital rape and survivor coping. One slot here asks for the rating scales of depression with one described in full. That is an assessment question the boards set inside a trauma area, and it is answered on its page as it was set.

II - 36

# Management of dissociative disorders. [10]

10 TRAUMA, DISSOCIATIVE AND SOMATIC SYMPTOM DISORDERS

KNRUHS, RGUHS, TN-MGRMU - 4 APPEARANCES, 4 OF 78 SESSIONS

SKELETON

| | |
|---|---|
| 3 **Diagnose positively** | Positive signs, not a diagnosis of exclusion |
| 4 **The core treatment** | Explanation, rehabilitation, then the psychological work |
| 3 **Traps and prognosis** | What harms, and what predicts recovery |

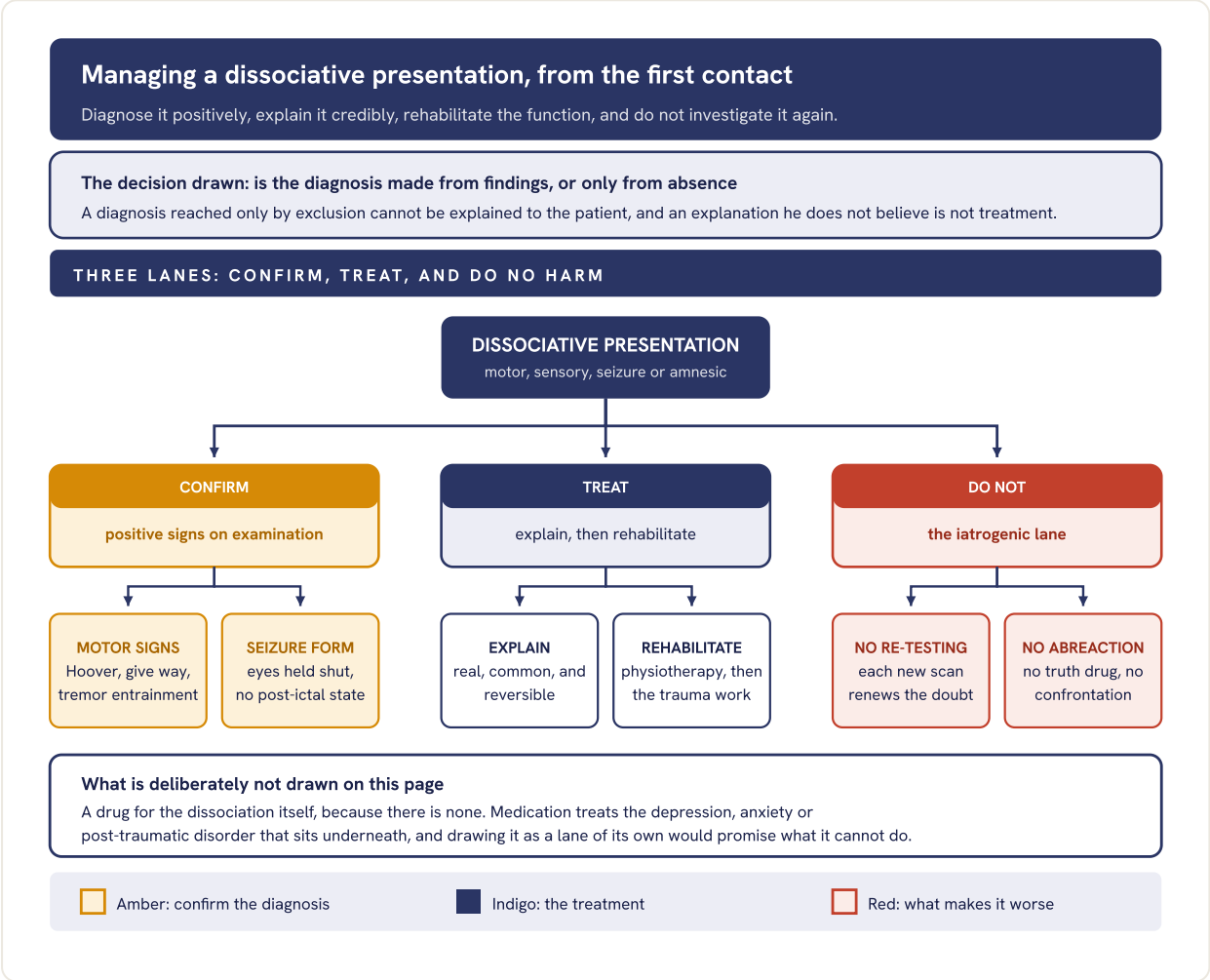


**Fig 036.1** Confirmation drawn as a lane of its own, because the explanation given to the patient can only be as convincing as the findings it rests on.

- **How the explanation is given.** Name the diagnosis, show him the positive sign on his own body, say the symptom is genuine and the pathway is reversible, and give the reason the nervous system can produce it. Then hand over to rehabilitation with the same message.

**PROGNOSIS, HONESTLY STATED**

Short duration, acute onset, a clear precipitant, early diagnosis and the absence of ongoing gain all predict recovery, which in acute presentations is often complete. Long duration before diagnosis, chronic pain, unresolved litigation and prominent comorbidity predict a poorer outcome.

### WHAT EARNS THE MARKS

- **A positive sign named,** the first amber leaf, rather than the phrase diagnosis of exclusion.
- **The explanation written as a treatment step,** with the words that are used.
- **Physiotherapy before insight work** in the motor presentations.
- **The red lane,** repeated investigation and abreaction named as harms, not as options.

**SEE ALSO** Slot II - 43 features and signs of conversion disorder Slot II - 41 somatoform disorder and chronic pain

**SPRINT** Day 15, Dissociative, conversion and anxiolytic pharmacology

II - 37

## Mention the rating scales of depression and describe one of them. [10]

10 TRAUMA, DISSOCIATIVE AND SOMATIC SYMPTOM DISORDERS

KNRUHS, RGUHS - 2 APPEARANCES, 2 OF 78 SESSIONS

SKELETON

| | |
|---|---|
| 2 The axis | Who rates it, and what the scale is for |
| 4 The scales | Clinician rated, self rated, special populations |
| 3 One described | Structure, scoring, bands, and its use |
| 1 Its limitations | The criticism an examiner is listening for |

**STATE THE AXIS BEFORE THE LIST**

Sort by who rates it and why it is being used. Severity scales measure change and do not make a diagnosis; screening scales find cases and do not grade them. A candidate who states this before listing anything has already earned the first two marks.

| GROUP | SCALES | FORMAT | CHIEFLY USED FOR |
|---|---|---|---|
| **Clinician rated** | Hamilton depression rating scale; Montgomery and Asberg scale | Semi-structured interview | **Severity and change in trials** |
| **Self rated** | Beck depression inventory; Zung self rating scale | Questionnaire | Severity as the patient sees it |
| **Screening** | Patient health questionnaire, nine item | Nine items, criterion mapped | **Case finding in general settings** |
| **Perinatal** | Edinburgh postnatal depression scale | Ten items, no somatic items | Screening after childbirth |
| **Elderly** | Geriatric depression scale; Cornell scale in dementia | Yes or no; informant based | Avoiding somatic confounding |
| **Medically ill** | Hospital anxiety and depression scale | Fourteen items, two subscales | Use where illness mimics somatic items |

The amber cells mark the two purposes that are most often confused: measuring change, and finding a case.

- **The Hamilton scale, described.** A clinician administered severity scale from 1960, most often used in its seventeen item form. Items are scored zero to four or zero to two and summed, with conventional bands running from normal through mild, moderate and severe. It takes about twenty minutes and remains the commonest primary outcome measure in antidepressant trials.
- **Its limitations.** It is weighted towards somatic and sleep items, so it inflates in the physically ill and can improve on sedation alone. It is multidimensional rather than a single construct, and it measures severity, never diagnosis.

WHAT EARNS THE MARKS

- **The axis stated first,** clinician against self rated, severity against screening.
- **Special population scales included,** perinatal, elderly and medically ill, which most answers omit.
- **One scale described with its structure and scoring,** as the question asks, not merely named again.
- **The somatic weighting criticism,** which is the line that separates a top answer.

SEE ALSO Slot II - 39 pathological grief Slot II - 38 post-traumatic stress disorder SPRINT Day 19, Psychotherapies, clinical assessment, MSE and nosology

II - 38

# Write clinical features, pharmacological management and prognosis of post-traumatic stress disorder. [4+3+3]

4 + 3 + 3 | TRAUMA, DISSOCIATIVE AND SOMATIC SYMPTOM DISORDERS

DNB, TN-MGRMU - 3 APPEARANCES, 3 OF 78 SESSIONS

## SKELETON

| | |
|---|---|
| **4 Clinical features** | The four clusters, the time rule, the subtypes |
| **3 Pharmacological** | First line, the nightmare drug, and what is avoided |
| **3 Prognosis** | Recovery rates, and what predicts the chronic course |

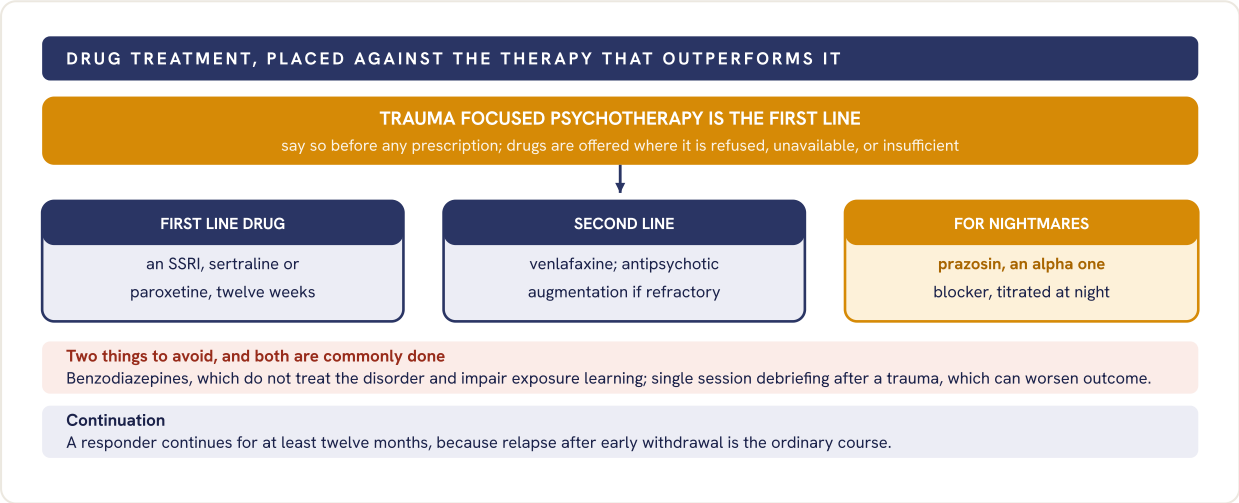


**Fig 038.1** The drug lanes drawn beneath the therapy that outranks them, with the two avoidable harms carried as a red strip.

- **Clinical features.** After exposure to death, serious injury or sexual violence: intrusion as memories, nightmares and flashbacks; avoidance of reminders inside and outside; negative alterations in thinking and mood, including amnesia for part of the event and distorted self blame; and hyperarousal with startle, irritability and poor sleep. Longer than one month.
- **The variants to name.** A dissociative subtype with depersonalisation or derealisation, and delayed expression where the picture completes only months later. The newer international classification adds complex post-traumatic disorder, with affect dysregulation, a negative self concept and relationship difficulty.
- **Prognosis.** About half recover within a few months and roughly a third run a chronic course. Interpersonal and intentional trauma, childhood adversity, peritraumatic dissociation, poor social support, ongoing threat and comorbid depression or substance use all predict chronicity.

## WHAT EARNS THE MARKS

- **Four symptom clusters named as clusters,** with the one month rule.
- **Psychotherapy placed above drugs,** the amber band, even though only drugs were asked for.
- **Prazosin for nightmares,** the specific answer most candidates never give.
- **Prognosis given with predictors,** not the single word variable.

SEE ALSO Slot II - 39 pathological grief Slot II - 40 coping among survivors of sexual assault

II - 39

# Describe the clinical features, risk factors and management of pathological grief. [10]

10 TRAUMA, DISSOCIATIVE AND SOMATIC SYMPTOM DISORDERS

DNB, NTRUHS, RGUHS - 3 APPEARANCES, 3 OF 78 SESSIONS

SKELETON

| | | |
|---|---|---|
| 2 | Where the line falls | Grief against disorder, by time, intensity and culture |
| 3 | Clinical features | Yearning, identity disruption, avoidance, impairment |
| 2 | Risk factors | The death, the relationship, and the person |
| 3 | Management | The grief specific therapy, and what drugs do and do not do |

**WHERE THE LINE FALLS**

Not the presence of grief but its persistence, its intensity and its cost. Both current classifications require intense longing or preoccupation with the person who died, lasting well beyond the expected period for the culture, with impairment. Six months is the earlier threshold, twelve months the later and more conservative one.

**Fig 039.1** One sorting question with three destinations, drawn because the commonest error is treating all three the same way.

- **Clinical features and risk factors.** Intense yearning, preoccupation, disbelief, emotional pain, identity disruption, numbness, avoidance of reminders and a sense that life is meaningless. Risk rises with sudden, violent or self inflicted death, the loss of a spouse or a child, dependent relationships, prior depression, poor support and unresolved conflict with the person who died.
- **Culture is part of the criterion.** Both systems set the threshold against what is expected in the person's own culture and religion. Structured mourning practice with a fixed period is not pathology, and reading it as pathology is a real diagnostic error in Indian practice.

**WHAT EARNS THE MARKS**

- **The time threshold given as a number,** with both classifications acknowledged.
- **Identity disruption named,** which is the feature separating this from a depressive episode.
- **Grief specific therapy named as the treatment,** the amber box, rather than counselling in general.
- **Culture written into the threshold,** not added as a closing remark.

SEE ALSO Slot II - 38 post-traumatic stress disorder Slot II - 37 rating scales of depression

II - 40

# Define rape. What is marital rape? Write in brief about coping skills and quality of life among rape survivors. [2+5+3]

2 + 5 + 3 | TRAUMA, DISSOCIATIVE AND SOMATIC SYMPTOM DISORDERS

DNB - 1 APPEARANCES, 1 OF 78 SESSIONS

## SKELETON

| | |
|---|---|
| 2 Definition | The statutory definition, and the seven circumstances |
| 2 Marital rape | The exception, its limits, and the remedies that remain |
| 3 Coping | The phases, and which coping styles predict outcome |
| 3 Quality of life | What is impaired, and what the clinician can change |

### THE DEFINITION, AND THE EXCEPTION

Indian criminal law defines rape as specified sexual acts by a man with a woman against her will or without valid consent, including consent obtained by fear or fraud, consent she cannot understand, and any act with a girl under eighteen. It was widened in 2013 beyond penetrative intercourse and carried into the criminal code that replaced the older statute in 2024. An exception excludes a husband where the wife is not below eighteen, so marital rape is a distinct offence only where she is a minor. The exception has been challenged on constitutional grounds; check its current status.

| PHASE AFTER ASSAULT | WHAT IS SEEN | WHAT THE CLINICIAN DOES |
|---|---|---|
| **Acute, days to weeks** | Shock, disorganisation, numbness or agitation | **Safety, medical care, a believing response** |
| **Outward adjustment** | Apparent return to routine, suppression, avoidance | Keep contact open; do not read calm as recovery |
| **Reorganisation** | Intrusions, fear, sexual and relational difficulty | **Trauma focused therapy when it is wanted** |
| **If it does not resolve** | Post-traumatic disorder, depression, self harm, substance use | Treat the disorder that has formed |

A common sequence, not a schedule: any phase may be absent, and returning to an earlier one is not deterioration.

- **Coping, and what predicts outcome.** Avoidance coping, self blame directed at her character rather than at a choice, and social withdrawal all predict worse outcome. Disclosure met with belief, practical support, problem focused coping and re-established routine predict better outcome. A disbelieving or blaming response from family, police or hospital is itself a risk factor.
- **Quality of life, and the clinician's part.** Sleep, sexual function, work, study, mobility and trust are all affected, often for years. What a clinician can change: prompt medical care with emergency contraception and infection prophylaxis, an examination conducted with consent and dignity, no discredited virginity testing, careful documentation for the record, and referral to a support service.

## WHAT EARNS THE MARKS

- **The statutory definition with the consent circumstances,** and the age rule.
- **The exception stated accurately,** including that it has been challenged, without asserting an outcome.
- **Coping described by style rather than by stage alone,** since style is what predicts outcome.
- **Secondary victimisation named,** which is the part of the answer a clinician can actually act on.

SEE ALSO Slot II - 38 post-traumatic stress disorder Slot II - 39 pathological grief

II - 41

## Discuss the concept of somatoform disorder. Describe the management of a case of a middle aged woman presenting with chronic pain syndrome. [6+4]

6 + 4 | TRAUMA, DISSOCIATIVE AND SOMATIC SYMPTOM DISORDERS

DNB - 1 APPEARANCES, 1 OF 78 SESSIONS

### SKELETON

| | |
|---|---|
| 3 The concept | What the older category grouped, and on what basis |
| 3 The shift | From unexplained symptoms to a positive criterion |
| 4 The case | Engage, one doctor, function as the goal |

### THE CONCEPT, AND HOW IT CHANGED

The older grouping collected physical symptoms suggesting disease that were not fully explained by it, not intentionally produced, and causing distress: somatisation, hypochondriacal, autonomic and persistent pain disorders. The current systems drop the unexplained criterion and define the disorder positively, by disproportionate thoughts, high health anxiety and excessive time given to symptoms, whether or not a physical disease is also present.

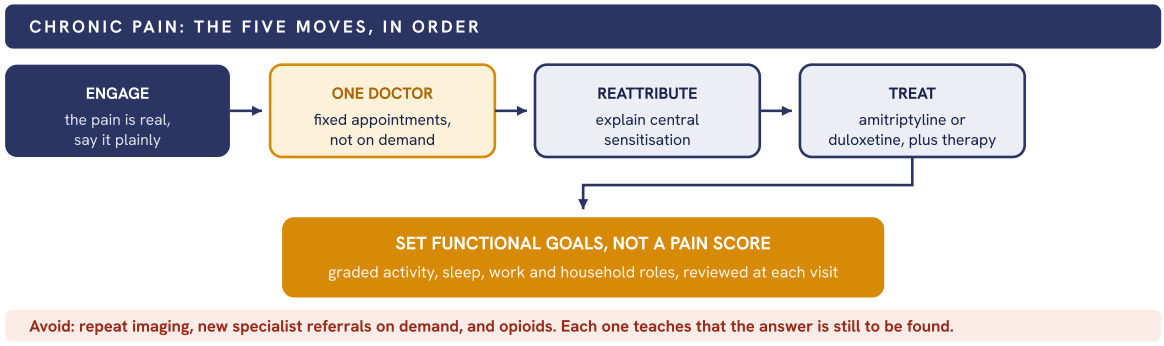


**Fig 041.1** Five moves in sequence, ending in the goal that replaces cure, with the three iatrogenic traps carried along the foot.

- **The two errors to avoid in her case.** Investigating again to reassure her, which reassures nobody for long; and telling her the pain is psychological, which she hears as an accusation and which is also not what the current criterion says.

### WHAT EARNS THE MARKS

- **The change in the criterion stated,** from medically unexplained to a positive psychological feature.
- **A single coordinating doctor with scheduled visits,** the amber box, which is the intervention with the best evidence here.
- **Function named as the goal instead of pain relief.**
- **The three iatrogenic traps,** repeat imaging, referral on demand, and opioids.

SEE ALSO Slot II - 42 abnormal illness behaviour Slot II - 36 management of dissociative disorders

II - 42

# Abnormal illness behaviour. [10]

10 TRAUMA, DISSOCIATIVE AND SOMATIC SYMPTOM DISORDERS

KNRUHS - 1 APPEARANCES, 1 OF 78 SESSIONS

SKELETON

| | |
|---|---|
| 2 Definition | The definition, and the two ideas it was built on |
| 2 The axes | Affirming or denying, conscious or not |
| 4 The four cells | Each with the conditions that sit in it |
| 2 Why it is useful | What it changes in assessment and management |

THE DEFINITION

The persistence of a maladaptive way of experiencing, perceiving, evaluating and responding to one's own health, despite an adequate and accurate explanation having been given. It extends the older ideas of the sick role, with its rights and its obligations, and of illness behaviour, which is how anyone responds to bodily change.

| AXIS | NOT CONSCIOUSLY MOTIVATED | CONSCIOUSLY MOTIVATED |
|---|---|---|
| Illness affirming | Somatic symptom and illness anxiety disorders, conversion presentations | Malingering for an external gain; factitious disorder for the sick role itself |
| Illness denying | Unawareness of deficit after brain injury; apparent unconcern about a real disability | Deliberate concealment, to keep a job, a licence or a marriage |
| What decides the cell | Absence of any intended gain on careful history | An identifiable external gain, or evidence of deliberate production |
| What it changes | Treat, engage, reattribute | Do not confront alone; document, protect, and manage the risk |

The amber row is the one that carries the marks, because separating malingering from a somatic symptom disorder is the judgement the concept was created to discipline.

- **Why the concept is useful.** It describes behaviour rather than assigning blame, it holds denial and affirmation in one frame, and it forces the question of motivation to be asked explicitly instead of assumed. A structured questionnaire exists for research use.
- **The honest limit.** Conscious motivation cannot be measured, only inferred, and inference here carries real cost to the patient. Malingering is not a psychiatric diagnosis, and it should be recorded only on evidence that would stand outside the consulting room.

WHAT EARNS THE MARKS

- **The definition quoted, with despite an adequate explanation** in it, which is the operative clause.
- **The sick role named as its ancestor,** with the obligations as well as the rights.
- **Both axes drawn, giving four cells,** not a list of somatoform conditions.
- **The limit on inferring motivation,** which is the ethically serious part of the answer.

SEE ALSO Slot II - 41 somatoform disorder and chronic pain Slot II - 43 features and signs of conversion disorder

II - 43

# What are the main clinical features of dissociative (conversion) disorders? Write distinctive physical examination findings in conversion disorder. [3+7]

3 + 7 | TRAUMA, DISSOCIATIVE AND SOMATIC SYMPTOM DISORDERS

DNB - 1 APPEARANCES, 1 OF 78 SESSIONS

## SKELETON

| | |
|---|---|
| **3 Clinical features** | Loss of integration, the time relation, the varieties |
| **5 The positive signs** | By system, each with how it is elicited |
| **2 How signs are used** | What they prove, and what they do not |

### THE CLINICAL FEATURES

A partial or complete loss of the normal integration between memory, awareness of identity, sensation and control of movement. Onset is usually close in time to a stressful event or an insoluble difficulty, symptoms follow the patient's own idea of illness rather than anatomy, and no physical disorder accounts for them.

| SIGN | HOW IT IS ELICITED | WHAT IT DEMONSTRATES |
|---|---|---|
| **Hoover sign** | Feel the weak leg's heel while he flexes the good hip against resistance | **Hip extension returns when attention is elsewhere** |
| **Give way weakness** | Test power steadily against resistance | Sudden ratchety collapse rather than a fixed weakness |
| **Tremor entrainment** | Ask him to tap a rhythm with the other hand | **The tremor takes up that rhythm, or stops** |
| **Tubular visual field** | Confrontation at two distances | The field does not widen with distance as it must |
| **Seizure form** | Observe the event, and the minutes after it | Eyes held shut, long duration, no post-ictal state |
| **Preserved substrate** | Reflexes, tone, plantars, and wasting | All normal in a limb said to be paralysed for weeks |

Each sign shows the same thing: the function is present when it is not being attended to. That single sentence is worth writing before the list.

- **What the signs do not prove.** They support a positive diagnosis, they do not exclude coexisting disease, and none of them says anything about motivation. La belle indifference is unreliable and should not be offered as a sign.
- **How to use them.** Demonstrate one to the patient. A sign he can see for himself makes the explanation credible, which is the first step of treatment rather than a separate exercise in diagnosis.

## WHAT EARNS THE MARKS

- **Loss of integration named as the core feature,** with the temporal relation to stress.
- **The common principle stated before the list:** function returns when attention moves.
- **At least four named signs with how each is elicited,** as the middle column does.
- **The limit,** that a positive sign does not exclude disease and says nothing about intent.

**SEE ALSO** Slot II - 36 management of dissociative disorders Slot II - 42 abnormal illness behaviour **SPRINT** Day 15, Dissociative, conversion and anxiolytic pharmacology

AREA 06 OF 14 · P2-A02

# Schizophrenia: treatment and antipsychotics

| 8 | 8.3% | II-44 | II-51 |
|---|---|---|---|
| SLOTS IN THIS BOOK | SHARE OF THE HUNDRED | FIRST SLOT | LAST SLOT |

ANCHOR 1 · HIGH 1 · RECURRENT 1 · SINGLE 5

## REVISION ORDER

Treatment resistance first, it is the anchor. Then the side-effect group as one block: metabolic, tardive dyskinesia and neuroleptic malignant syndrome share most of their material. The haloperidol slot next. Cognitive remediation and the stigma slot last, and neither is long.

## WHAT IS IN THIS AREA

Treatment-resistant schizophrenia, first-episode psychosis in an adolescent, the first-generation antipsychotics with haloperidol in detail, the metabolic side effects and their prevention, tardive dyskinesia, neuroleptic malignant syndrome, cognitive remediation in rehabilitation, and a stigma and discrimination slot that asks for a local policy.

II - 44

# Treatment resistant schizophrenia. [10]

10 SCHIZOPHRENIA: TREATMENT AND ANTIPSYCHOTICS

DNB, RGUHS - 4 APPEARANCES, 4 OF 78 SESSIONS

SKELETON

| | |
|---|---|
| 3 **The definition** | Four conditions, all of them, before the label is used |
| 2 **Pseudo-resistance** | What is excluded first, and how each is checked |
| 4 **Clozapine** | Titration, target, plasma level, and the monitoring |
| 1 **If clozapine fails** | Augmentation, with the one option that has evidence |

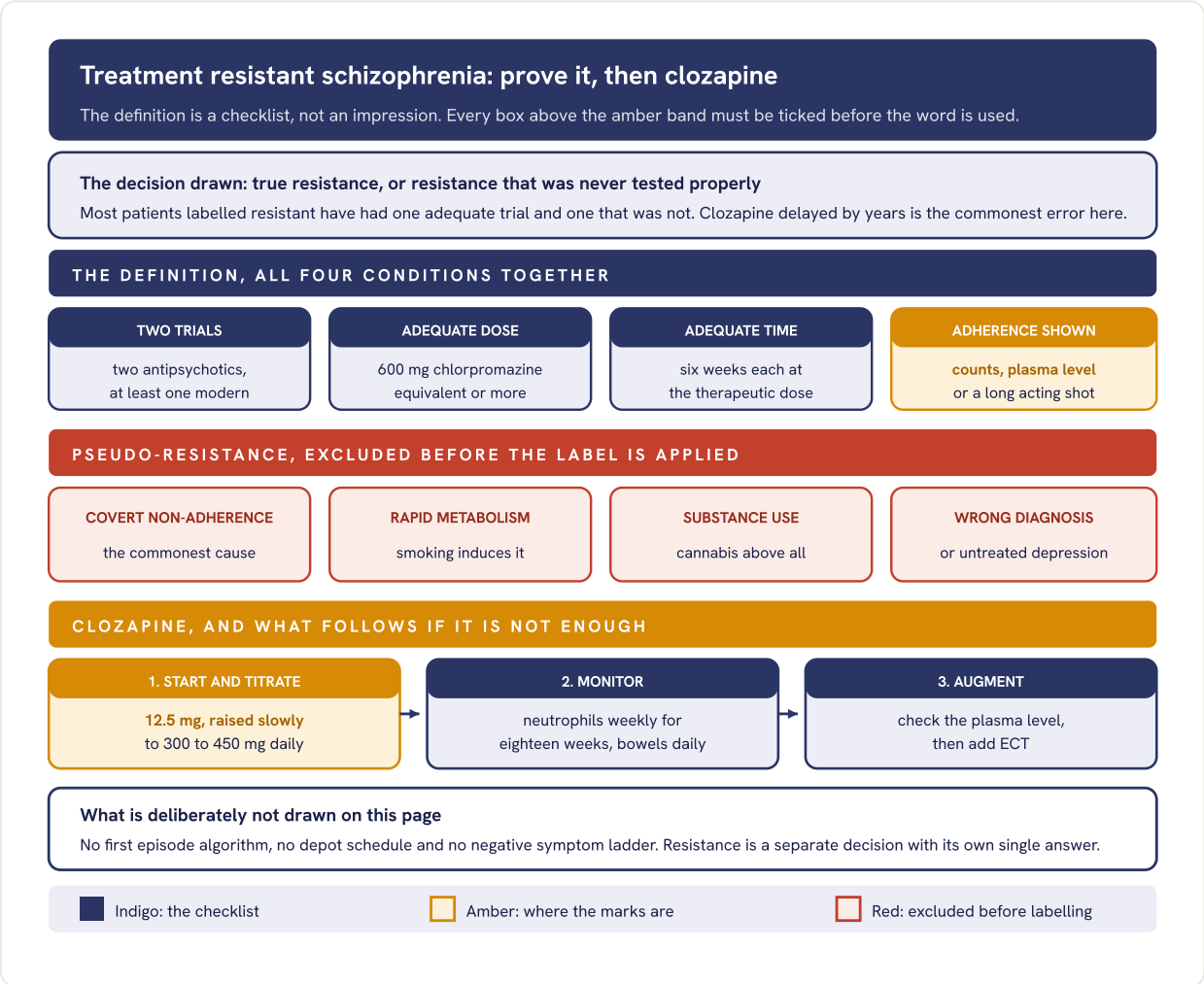


**Fig 044.1** The four conditions that define resistance, the four causes of apparent resistance that are excluded first, and the clozapine sequence that follows once the label is earned.

- **Clozapine.** The only agent with established efficacy here, and roughly a third to a half respond. Non-response at a normal dose is checked against a plasma level, with about 350 nanograms per millilitre as the threshold worth reaching before it is called a failure.
- **Its dangers, in order of what actually kills.** Constipation progressing to ileus, then myocarditis in the first weeks, then agranulocytosis in about one per cent. Seizures rise with dose. Sedation, sialorrhoea and weight gain drive most discontinuation.

**PITFALL**

Adding a second antipsychotic instead of starting clozapine. Combination has weak evidence and certain added harm, and every month spent on it is a month of untreated illness in the period when function is still recoverable.

## WHAT EARNS THE MARKS

- **All four parts of the definition, including documented adherence.** Most answers give two trials and stop.
- **Pseudo-resistance excluded before clozapine is named.**
- **Clozapine written with its titration, target range and monitoring schedule,** not just as a word.
- **Electroconvulsive therapy named as the augmentation with the best evidence.**

**SEE ALSO** Slot II - 29 negative symptoms Slot II - 50 metabolic effects Slot II - 52 treatment resistant depression

II - 45

# Describe the pharmacological management of first episode psychosis in an adolescent. [10]

10 SCHIZOPHRENIA: TREATMENT AND ANTIPSYCHOTICS

KNRUHS - 1 APPEARANCES, 1 OF 78 SESSIONS

## SKELETON

| | |
|---|---|
| 2 **Before the first dose** | Organic and substance screen, baselines, consent and assent |
| 4 **The first choice** | Which agent, what starting dose, what to avoid |
| 2 **If it does not work** | Switch once, then clozapine after two adequate trials |
| 2 **Duration and monitoring** | How long to continue, and what is tracked meanwhile |

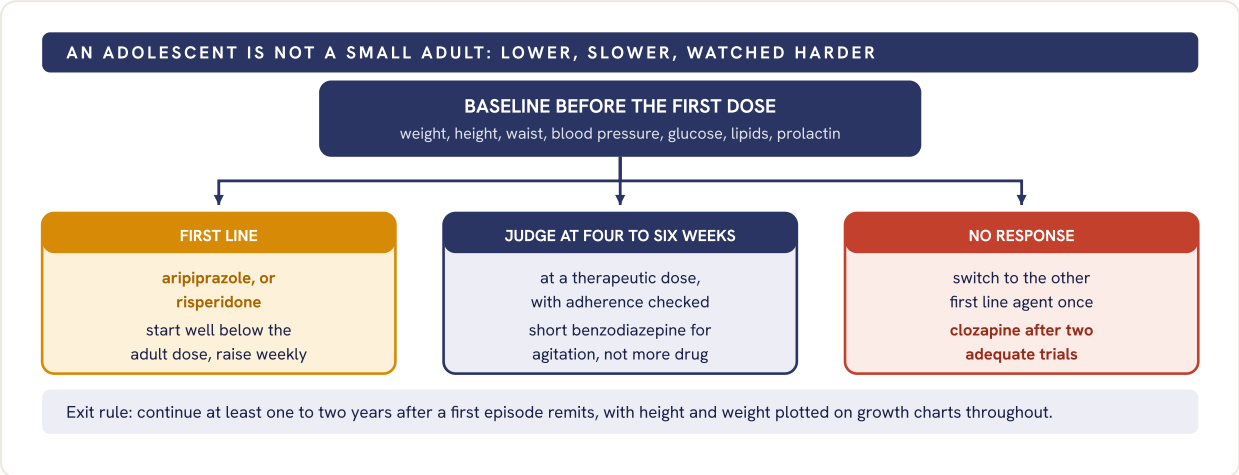


**Fig 045.1** First episode pharmacology in an adolescent: the baseline that precedes the first dose, the two first line agents, and the point at which clozapine becomes the answer.

COLOUR CODE assessment and review · the drug choice · failure pathway

- **Before prescribing.** Confirm the diagnosis, exclude substance-induced and organic psychosis, record the metabolic baseline. A minor cannot consent alone: the guardian is the nominated representative, and assent is still sought.
- **Why these two agents.** Adolescents gain weight and raise prolactin more readily than adults. Aripiprazole is metabolically the least costly, risperidone raises prolactin most, olanzapine is avoided first line.
- **Pharmacology is half the plan.** Family psychoeducation and school liaison run in parallel from week one, and the answer should say so.

**PITFALL**

Raising the dose at two weeks for apparent non-response. Response in a drug-naive first episode builds over four to six weeks; early escalation buys side effects and a false diagnosis of resistance.

## WHAT EARNS THE MARKS

- **The metabolic baseline written before the first dose.**
- **A named first line agent with a reason,** and olanzapine explicitly declined at this age.
- **An adequate trial defined, then the switch, then clozapine.** The sequence is the answer.

SEE ALSO Slot II - 30 early psychosis Slot II - 50 metabolic effects

II - 46

## What is neuroleptic malignant syndrome? How would you confirm the diagnosis? Write the management of neuroleptic malignant syndrome. [2+4+4]

2 + 4 + 4 | SCHIZOPHRENIA: TREATMENT AND ANTIPSYCHOTICS

DNB - 2 APPEARANCES, 2 OF 78 SESSIONS

### SKELETON

| | |
|---|---|
| 2 What it is | Idiosyncratic reaction to dopamine blockade, and the tetrad |
| 4 Confirming it | Criteria, the laboratory pattern, and what must be excluded |
| 3 Management | Stop, support, then the specific agent by severity |
| 1 Rechallenge | The rule that prevents a second episode |

- **What it is.** An idiosyncratic, life threatening reaction to dopamine blockade. The tetrad is hyperthermia, lead pipe rigidity, altered sensorium and autonomic instability, usually within two weeks of a dose change.
- **Confirming it.** No test confirms it, so the diagnosis is criterion based: fever, rigidity and a creatine kinase commonly above a thousand units per litre, with leucocytosis, low serum iron and myoglobinuria. Imaging and cerebrospinal fluid exclude.
- **What must be excluded.** Serotonin syndrome, with clonus and hyperreflexia within hours. Malignant catatonia, where catatonic signs precede the drug. Malignant hyperthermia, anticholinergic toxicity, infection and heat stroke.

**Fig 046.1** One irreversible action, then three layers: always, by severity, and if it does not turn.

**PITFALL**

Treating the fever as infection and continuing the antipsychotic. Rigidity with a rising creatine kinase after a dose change is this syndrome until proved otherwise.

### WHAT EARNS THE MARKS

- **The tetrad named as a tetrad, with its time relation to the drug.**
- **Criterion-based diagnosis stated,** with the honest line that no test confirms it.
- **Stopping the drug written as the first line of management.**
- **The rechallenge rule.** Most answers stop at recovery and lose the last mark.

SEE ALSO Slot II - 51 tardive dyskinesia Slot II - 91 catatonia

II - 47

# Classify first generation antipsychotics. Describe the mechanism of action, metabolism and side effect profile of haloperidol. [5+5]

5 + 5 | SCHIZOPHRENIA: TREATMENT AND ANTIPSYCHOTICS

DNB - 1 APPEARANCES, 1 OF 78 SESSIONS

## SKELETON

| | |
|---|---|
| 2 The axis | Chemical class first, then the potency axis that matters clinically |
| 3 The classes | Four groups, each with its representative drugs |
| 3 Haloperidol pharmacology | Receptor profile, occupancy window, handling by the liver |
| 2 Its adverse effects | Grouped by the pathway that produces each of them |

**NAME THE AXIS BEFORE THE LIST**

The classification is by chemical structure. The axis that predicts what a patient will feel is potency, and the two do not line up.

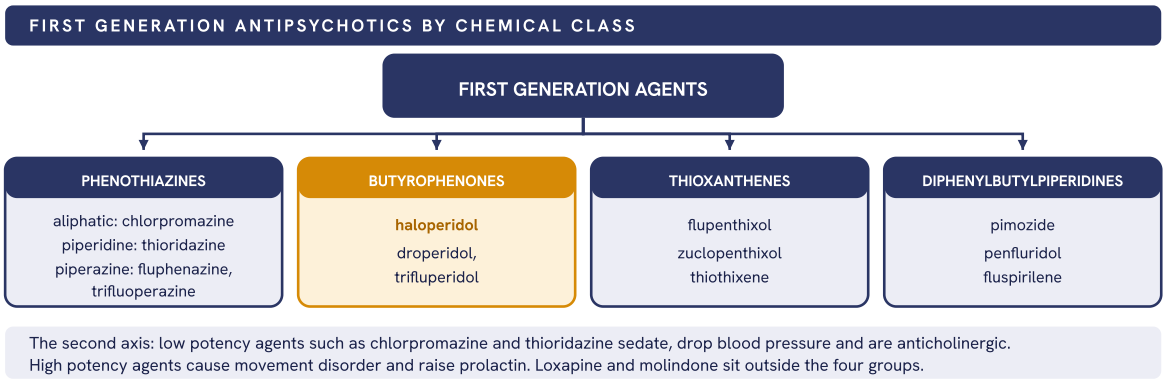


**Fig 047.1** One axis, four branches, with the potency axis carried as a strip along the foot.

- **Mechanism.** A high potency D2 antagonist with little muscarinic, histamine or alpha-1 affinity. Antipsychotic effect appears near sixty five per cent striatal D2 occupancy; above eighty per cent, movement disorder is near certain.
- **Metabolism.** Well absorbed, heavily protein bound, lipophilic, with first pass loss that makes the oral dose exceed the parenteral. Cleared through CYP3A4, CYP2D6 and glucuronidation, half life roughly a day. The decanoate is given about every four weeks.
- **Adverse effects, by pathway.** Nigrostriatal blockade gives dystonia, akathisia, parkinsonism and later tardive dyskinesia; tuberoinfundibular blockade raises prolactin. Beyond them: the malignant syndrome, a lowered seizure threshold, and QT prolongation.

## WHAT EARNS THE MARKS

- **The chemical axis stated, then the potency axis named as the clinically useful one.**
- **Four classes with named representatives,** not a flat list of drug names.
- **The occupancy window, with both numbers.** It explains the whole side effect profile in one line.
- **Adverse effects grouped by pathway,** which is what separates a top answer from a recalled list.

SEE ALSO Slot II - 46 neuroleptic malignant syndrome Slot II - 51 tardive dyskinesia

II - 48

# What is cognitive remediation? Discuss its role in rehabilitation in schizophrenia. [2+8]

2 + 8 | SCHIZOPHRENIA: TREATMENT AND ANTIPSYCHOTICS

DNB, RGUHS - 2 APPEARANCES, 2 OF 78 SESSIONS

## SKELETON

| | |
|---|---|
| 2 Definition | The consensus definition and its four active ingredients |
| 3 What is trained | Neurocognition and social cognition, domain by domain |
| 3 The evidence | Effect on cognition, smaller on function, and the condition |
| 2 Place in rehabilitation | An adjunct, and what it must be paired with to pay |

### THE DEFINITION, AND ITS FOUR INGREDIENTS

Behavioural training that improves cognitive processes, aiming at durability and generalisation to daily function. Four ingredients define it: a trained therapist, repeated practice, explicit strategy development, and transfer procedures.

| DOMAIN TRAINED | HOW IT IS TRAINED | WHAT IT SHOULD LOOK LIKE IN DAILY LIFE |
|---|---|---|
| **Processing speed** | Timed symbol and coding drills | Keeping pace with a conversation or task |
| **Attention** | Sustained detection tasks | Sitting through a shift or a class |
| **Working memory** | Span and running memory tasks | Holding an instruction long enough to act |
| **Verbal learning** | Structured list and story recall | Remembering a medication schedule |
| **Social cognition** | Emotion recognition, perspective taking | Reading intent, so fewer misfires |

The third column is the point. Training that never leaves the third column has failed its own definition.

- **The evidence.** Meta-analyses show a small to moderate gain in global cognition and a smaller one in functioning, durable at follow-up. The functional gain is substantially larger when remediation runs alongside psychiatric rehabilitation than when it runs alone.
- **Why cognition is the target.** Cognitive impairment predicts work, independent living and social function better than positive symptoms do, and it persists through symptomatic remission. Antipsychotics do not treat it.
- **The honest limit.** It is an adjunct, not a stand-alone treatment. Paired with supported employment it improves job tenure; delivered as computer exercises with nothing attached, it improves test scores and little else.

## WHAT EARNS THE MARKS

- **The four ingredients named,** since the two definition marks sit there.
- **Social cognition included as a target,** not only neurocognition.
- **The condition on the evidence:** functional benefit depends on pairing it with rehabilitation.
- **Cognition stated as a better predictor of function than symptoms.**

SEE ALSO Slot II - 29 negative symptoms Slot II - 31 psychosocial management SPRINT

Day 9, Schizophrenia: management, antipsychotics and adverse effects

II - 49

## What do you understand by stigma and discrimination? Describe different types of discrimination of recent time in India. How can a policy be framed to improve stigma associated with mental illness in your locality? [3+4+3]

3 + 4 + 3 | SCHIZOPHRENIA: TREATMENT AND ANTIPSYCHOTICS

DNB - 1 APPEARANCES, 1 OF 78 SESSIONS

### SKELETON

| | |
|---|---|
| **3 The two constructs** | Stigma as a process, discrimination as the behaviour it produces |
| **4 Types in India now** | Work, insurance, civil law, health care, the family |
| **2 Framing a local policy** | Target a behaviour, use contact, use platforms that exist |
| **1 Measuring it** | An attitude score and a service outcome, before and after |

### THE TWO WORDS, SEPARATED

Stigma is a process with five parts, needing a power difference to operate: labelling, stereotyping, separation into us and them, status loss, and discrimination. Discrimination is the last part made visible. Stigma is public, internalised, structural, or attached to the family.

| WHERE | HOW IT APPEARS NOW | WHAT THE LAW SAYS |
|---|---|---|
| **Employment** | Not hired after disclosure, moved out after an episode | Prohibited; reservation in the public sector |
| **Insurance** | Cover refused or priced apart from physical illness | Parity required under section 21(4) |
| **Civil law** | Capacity assumed absent; illness cited in matrimonial cases | Capacity presumed, assessed decision by decision |
| **Health care** | Diagnostic overshadowing, poorer physical care | Chaining prohibited; least restrictive setting |
| **Family** | Concealment, restricted marriage prospects | Not reachable by law; contact works here |

The last row matters most in Indian practice and is the only one a district level policy can move directly.

- **Framing the policy.** Name one audience and one behaviour, not awareness in general. Contact based intervention, direct or filmed, with a person who has lived experience, outperforms education alone.
- **Delivery.** Use platforms that already exist, the district programme, schools, primary care and local government, and add a complaint route so the protections above are enforceable.
- **Measurement.** One attitude scale before and after, plus one service outcome such as help-seeking delay. Single awareness days shift knowledge and leave behaviour untouched.

### WHAT EARNS THE MARKS

- **Stigma given as a process with named parts,** and discrimination as its behavioural end.
- **Indian examples with the statutory position beside each.** The stem asks for recent India, not a general account.
- **Contact named as the active ingredient,** and a measurement plan attached. A policy with no outcome is an intention.

SEE ALSO Slot II - 33 chronic care in India Slot II - 31 psychosocial management

II - 50

# Discuss metabolic side effects of the antipsychotics and strategies used to prevent such side effects. [3+7]

3 + 7 | SCHIZOPHRENIA: TREATMENT AND ANTIPSYCHOTICS

DNB - 1 APPEARANCES, 1 OF 78 SESSIONS

## SKELETON

| | |
|---|---|
| 3 What the problem is | Five components, the excess risk, the mortality it drives |
| 2 Why it happens | Receptor mechanisms, plus illness and circumstance |
| 3 Prevention | Agent choice, monitoring with a threshold, lifestyle from day one |
| 2 Once it has happened | Switch, metformin, and treating each component |

### STATE THE SYNDROME, THEN THE STAKE

Central obesity, raised triglycerides, low high density lipoprotein, raised blood pressure and raised fasting glucose. Around a third of patients meet the criteria, roughly twice the background rate, and this is the main reason life expectancy in schizophrenia is fifteen to twenty years shorter.

| AGENT | METABOLIC RISK | WHAT FOLLOWS FROM IT |
|---|---|---|
| Clozapine, olanzapine | Highest | Used where efficacy justifies it, with the tightest monitoring |
| Quetiapine, risperidone, paliperidone | Intermediate | The common first choices, so the schedule must be real |
| Aripiprazole, lurasidone, ziprasidone | Low | Preferred at first episode and in young patients |
| Amisulpride, haloperidol | Low for weight | Cost is paid in prolactin and movement instead |

Most weight is gained in the first months and is the hardest to reverse, so the first prescription matters more than any later switch.

- **Mechanism.** Histamine H1 and serotonin 5-HT2C blockade drive appetite, muscarinic M3 blockade blunts insulin release, sedation cuts activity. Diet, smoking and low income add to it independently.
- **Monitoring, with the numbers.** Weight, body mass index and waist at baseline, monthly for three months, then quarterly. Blood pressure, fasting glucose or glycated haemoglobin and lipids at baseline, at three months, then yearly. A gain above seven per cent of baseline weight is the trigger to act.
- **Prevention.** Choose a lower risk agent where efficacy allows, start diet and activity alongside the drug rather than after the weight arrives, and name who owns the physical health review.
- **Once it has happened.** Switch where the illness permits, add metformin started at 500 mg and titrated up, which is the best evidenced option, and treat each component to ordinary targets.

## WHAT EARNS THE MARKS

- **The five components named,** then linked to the mortality gap rather than left as a list.
- **Agents ranked by risk,** which is what makes the prevention section actionable.
- **A monitoring schedule with intervals and an action threshold.**
- **Metformin named,** and physical health care assigned to a named person rather than left to nobody.

SEE ALSO Slot II - 44 treatment resistance Slot II - 45 first episode pharmacology

II - 51

# Aetiology and management of tardive dyskinesia. [10]

10 SCHIZOPHRENIA: TREATMENT AND ANTIPSYCHOTICS

KNRUHS - 1 APPEARANCES, 1 OF 78 SESSIONS

SKELETON

| | |
|---|---|
| 2 What it is | Phenomenology, and the exposure rule that allows the diagnosis |
| 3 Aetiology | Receptor supersensitivity, and what has been added to it |
| 2 Who gets it | Risk factors, with the strongest one named first |
| 3 Management | Remove, switch, then the specific drug class |

- **What it is.** Involuntary repetitive choreoathetoid movements, classically buccolingual and masticatory, arising after months of dopamine antagonist exposure and persisting after the drug is reduced. Three months of exposure is conventionally required, one month above sixty.
- **Aetiology.** Classically postsynaptic D2 supersensitivity from chronic blockade. Added to it: maladaptive synaptic plasticity, loss of striatal inhibitory interneurons, oxidative injury, and genetic variation in the D2 and D3 receptors.
- **Risk factors.** Older age is the strongest, then cumulative dose and duration, first generation and high potency agents, early acute movement effects, diabetes and mood disorder. Incidence is roughly five per cent a year with older agents, lower but not zero with newer ones.

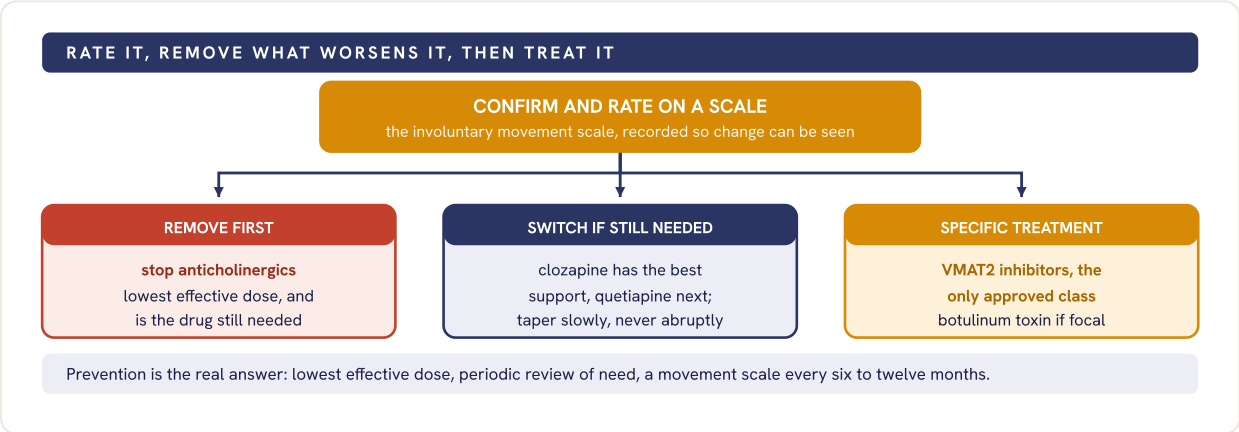


**Fig 051.1** Management in order: rate the movements, remove what worsens them, switch if an antipsychotic is still required, then treat.

**PITFALL**

Adding trihexyphenidyl. It relieves acute dystonia and parkinsonism and makes tardive dyskinesia worse. Valbenazine and deutetrabenazine are the approved agents; in Indian practice tetrabenazine is the accessible member of the class.

## WHAT EARNS THE MARKS

- **The exposure rule stated,** so the diagnosis is defined rather than described.
- **Supersensitivity given as the classical account with newer mechanisms added,** not instead of them.
- **Anticholinergic withdrawal written before any new drug,** and the VMAT2 class named.

SEE ALSO Slot II - 47 first generation antipsychotics Slot II - 46 malignant syndrome

AREA 07 OF 14 · P2-A05

# Mood disorders: pharmacotherapy

| 7 | 7.5% | II-52 | II-58 |
|---|---|---|---|
| SLOTS IN THIS BOOK | SHARE OF THE HUNDRED | FIRST SLOT | LAST SLOT |

ANCHOR 1 | RECURRENT 1 | SINGLE 5

## REVISION ORDER

The two treatment-resistance slots together; one defines it and the other asks for five strategies, and they are the same answer twice. The two ECT slots next, likewise. Lithium and the MAOI slot are single-drug answers. The suicide neurobiology slot last, and it is the one that needs reading of its own.

## WHAT IS IN THIS AREA

Treatment-resistant depression in two slots, the monoamine oxidase inhibitors, the long-term adverse effects of lithium, and a suicide slot that asks for the neurobiology and the immunometabolic depression link. Two of the seven slots are electroconvulsive therapy questions: mechanisms, preparation and monitoring in one, and the history, pre-treatment imaging and side effects in the other. The area is named for pharmacotherapy and the boards put the physical treatments in it.

II - 52

# Treatment-resistant depression. [10]

10 MOOD DISORDERS: PHARMACOTHERAPY

DNB, KNRUHS, KUHS, MUHS, RGUHS - 5 APPEARANCES, 5 OF 78 SESSIONS

SKELETON

| | |
|---|---|
| 2 **The definition** | Two adequate trials, and what adequate actually means |
| 2 **Pseudo-resistance** | The four causes excluded before the label is used |
| 4 **The drug ladder** | Optimise, switch, augment, combine, each given time |
| 2 **Beyond drugs** | Added therapy, ECT, and the rapid-acting agents |

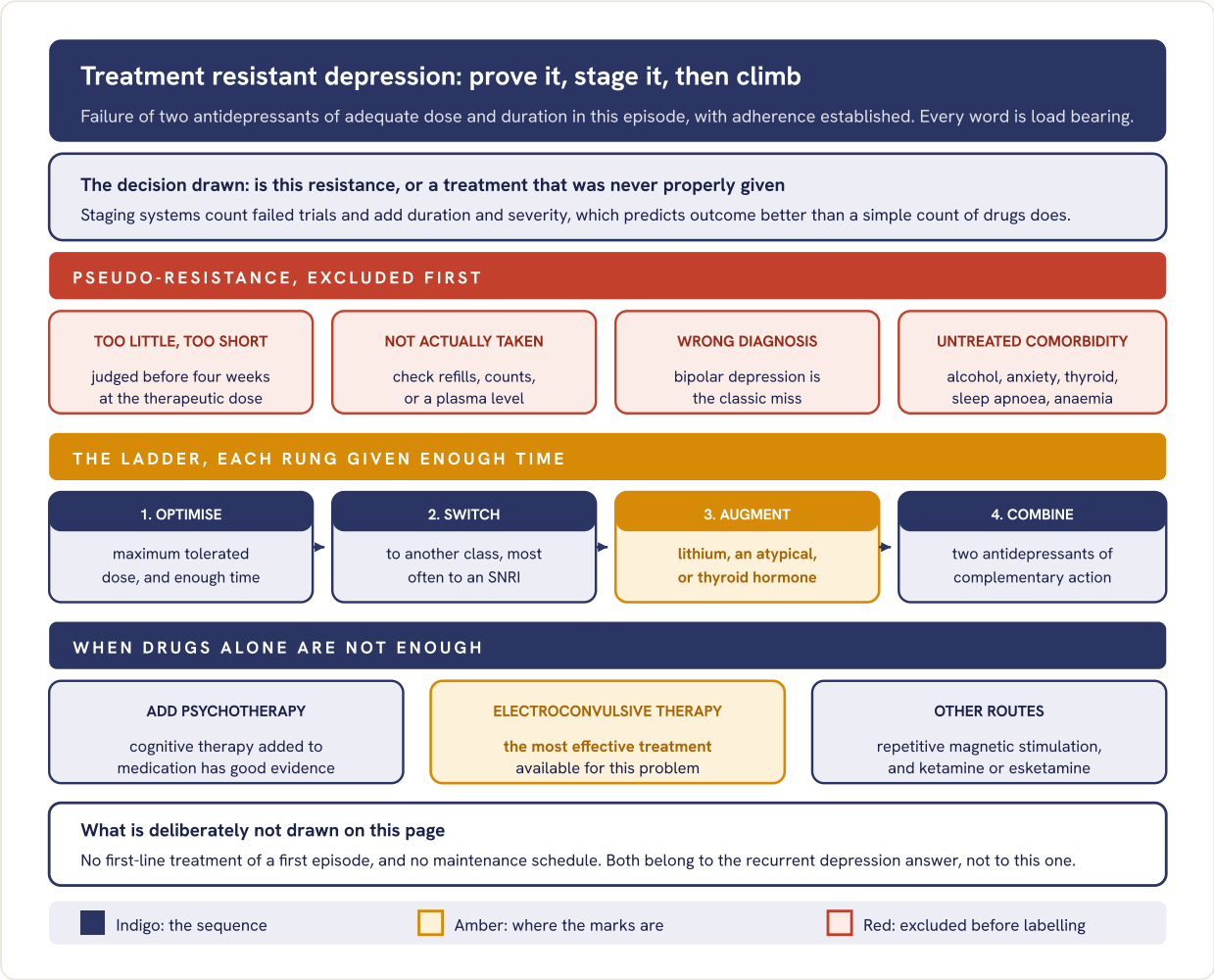


**Fig 052.1** The four causes of apparent resistance excluded first, then the drug ladder, then what is done when the ladder runs out.

- **Augmentation, with the detail.** Lithium is the classical agent and carries the anti-suicide evidence. Atypical antipsychotics have the largest randomised evidence base. Thyroid hormone is the third established option, and each augmentation is judged over weeks rather than days.
- **The rapid-acting agents.** Ketamine and esketamine act within hours, including on suicidal thinking, which no oral antidepressant does. The benefit is short lived without repeated dosing, so they buy time rather than replace the ladder.

**PITFALL**

Counting trials the patient never really had. A drug stopped at two weeks, or at half the therapeutic dose, or never collected from the pharmacy, is not a failed trial, and an answer that does not say so has skipped the first two marks.

## WHAT EARNS THE MARKS

- **The definition unpacked,** with adequate dose, adequate duration and confirmed adherence each spelled out.
- **Pseudo-resistance excluded before the ladder starts.**
- **The ladder in order, with augmentation agents named.**
- **Electroconvulsive therapy identified as the most effective option,** not held back as a last resort.

**SEE ALSO** Slot II - 57 true and pseudo resistance Slot II - 62 recurrent depressive disorder

II - 53

## Classify monoamine oxidase inhibitors. What are the common side effects? What instructions would you give to your patient while prescribing one? [3+4+3]

3 + 4 + 3 | MOOD DISORDERS: PHARMACOTHERAPY | DNB - 2 APPEARANCES, 2 OF 78 SESSIONS

### SKELETON

| | |
|---|---|
| **3 The axis and the classes** | Selectivity and reversibility, then the drugs in each box |
| **2 Everyday side effects** | What actually limits the dose in practice |
| **2 The two emergencies** | Hypertensive crisis and serotonin syndrome |
| **3 What the patient is told** | Food, drugs, warning signs, the card, the washout |

| CLASS | DRUGS | WHY THE CLASS MATTERS |
|---|---|---|
| **Non-selective, irreversible** | Phenelzine, isocarboxazid, tranylcypromine | **Full dietary restriction; the tyramine risk lives here** |
| **Selective A, reversible** | Moclobemide | **Displaced by tyramine, so the diet is far less restrictive** |
| **Selective B, irreversible** | Selegiline, rasagiline | Selective at low dose only; selectivity is lost as the dose rises |

The classification is by selectivity and reversibility, and both axes exist only because they change what the patient may eat.

- **Everyday side effects.** Postural hypotension is the usual dose-limiting problem. Then insomnia, weight gain, sexual dysfunction and peripheral oedema. Hydrazines can be hepatotoxic; tranylcypromine is stimulant in character and can be misused.
- **The two emergencies.** Hypertensive crisis from tyramine in food or from a sympathomimetic, and serotonin syndrome from any serotonergic drug added on top. Both are avoidable and both are what the instructions exist to prevent.
- **What the patient is told.** Avoid aged cheese, cured and fermented meat, soy sauce, yeast extract, broad bean pods and draught beer; fresh food is safe. Take nothing new without asking, especially cough remedies, decongestants, pethidine, tramadol and other antidepressants. A severe throbbing headache with palpitations means hospital now. Carry a card, tell any dentist or anaesthetist, and allow a two week washout before a serotonergic drug is started.

### WHAT EARNS THE MARKS

- **Both axes of the classification named,** selectivity and reversibility, before the drug list.
- **Moclobemide's lighter dietary restriction explained, not just stated.**
- **The instructions written as instructions,** in words a patient could repeat back, since that is what the last three marks reward.

SEE ALSO Slot II - 52 treatment resistant depression Slot II - 46 malignant syndrome

II - 54

## What are the mechanisms of action of ECT? How would you prepare a patient for modified ECT? Write about monitoring of a patient undergoing modified ECT. [3+3+4]

3 + 3 + 4 | MOOD DISORDERS: PHARMACOTHERAPY | DNB - 1 APPEARANCES, 1 OF 78 SESSIONS

### SKELETON

| | | |
|---|---|---|
| 3 | Mechanisms | Four hypotheses, and the honest line that none is settled |
| 3 | Preparation | Consent, workup, fasting, and the drugs to withhold |
| 2 | Monitoring during | Seizure adequacy, and the physiological parameters |
| 2 | Monitoring across the course | Response, cognition, threshold, and when to stop |

### MECHANISMS, AS FOUR HYPOTHESES

Neurotransmitter: enhanced serotonergic and dopaminergic transmission with altered receptor sensitivity. Anticonvulsant: seizure threshold rises across a course, and that rise tracks response. Neuroendocrine: hypothalamic release and normalisation of the stress axis. Neuroplastic: increased neurotrophic factor and hippocampal volume. None is established alone, and saying so is part of the answer.

| STAGE | WHAT IS DONE | WHAT IS EASY TO FORGET |
|---|---|---|
| **Consent** | Informed consent, or the nominated representative where capacity is absent | **Unmodified ECT is prohibited; minors need Board permission** |
| **Workup** | Physical and cardiac review, haemogram, sugar, electrolytes, renal and liver function, ECG | Imaging only where clinically indicated, never routinely |
| **The night before** | Fasting six to eight hours, bladder emptied, dentures and ornaments removed | **Withhold benzodiazepines and anticonvulsants; review lithium** |
| **In the suite** | Anticholinergic, induction agent, muscle relaxant, preoxygenation, bite block | A cuffed limb, so the motor seizure can be timed |

- **Monitoring during the treatment.** Continuous pulse oximetry, electrocardiogram and blood pressure, with electroencephalographic and motor seizure duration recorded. An adequate generalised seizure is expected, and a missed or very brief seizure is restimulated at a higher charge in the same session.
- **Monitoring across the course.** Symptom response on a rating scale before every second treatment, orientation and memory checked before each session, seizure threshold and charge tracked, and the course ended when improvement plateaus rather than at a fixed number.

### WHAT EARNS THE MARKS

- **Four named mechanisms with the honest closing line,** rather than one confident theory.
- **Consent handled under the statute,** including the prohibition on unmodified treatment.
- **Seizure adequacy described as something measured,** with what is done when it is inadequate.
- **Cognitive monitoring given its own place,** because it is what decides whether the course continues.

SEE ALSO Slot II - 56 history and side effects of ECT Slot II - 52 treatment resistant depression

II - 55

## Describe the long-term adverse effects of lithium therapy. [10]

10 | MOOD DISORDERS: PHARMACOTHERAPY | KNRUHS - 1 APPEARANCES, 1 OF 78 SESSIONS

SKELETON

| | |
|---|---|
| 2 Frame the answer | Long term effects, not toxicity, and why the distinction matters |
| 4 System by system | Kidney, thyroid, parathyroid, then the rest |
| 2 What makes it worse | Drugs, dehydration, and episodes of toxicity |
| 2 Monitoring | What is checked, how often, and when it is checked sooner |

**SEPARATE TWO QUESTIONS BEFORE STARTING**

Long-term adverse effects accumulate at therapeutic concentrations over years. Toxicity is an acute event at high concentrations. An answer that describes tremor, ataxia and confusion has answered the wrong question.

| SYSTEM | WHAT HAPPENS | WHAT IS DONE ABOUT IT |
|---|---|---|
| **Kidney** | Nephrogenic diabetes insipidus with polyuria and thirst; slow interstitial nephropathy over decades | **Track the estimated filtration rate; amiloride for the polyuria** |
| **Thyroid** | Hypothyroidism and goitre, commoner in women | Thyroxine added; lithium is not stopped for this |
| **Parathyroid** | Raised parathyroid hormone with hypercalcaemia | **Check calcium; it is the effect most often missed** |
| **Metabolic and skin** | Weight gain, acne, psoriasis worsened, hair thinning | Weight tracked; dermatology for the skin, not withdrawal |
| **Heart and nerve** | Benign T-wave change, sinus node dysfunction in the elderly, fine tremor | Propranolol for tremor; electrocardiogram in older patients |

- **Monitoring.** A twelve hour post-dose level every three to six months, renal function and thyroid function every six months, calcium once a year, and weight at each review. All of it sooner after a dose change, in the elderly, and in anyone with impaired renal function.
- **What drives the risk up.** Non-steroidal anti-inflammatory drugs, thiazides, drugs acting on the renin-angiotensin system, dehydration in hot weather, and every past episode of toxicity. Cerebellar damage after severe toxicity can be permanent.
- **The line that should end the answer.** None of these is a reason to stop a drug that prevents relapse and reduces suicide. They are reasons to monitor, and to make the decision with the patient.

WHAT EARNS THE MARKS

- **Long-term effects separated from acute toxicity in the first line.**
- **Parathyroid included,** which is the omission that separates a good answer from an average one.
- **A monitoring schedule with intervals,** not a general instruction to check levels.
- **The closing judgement,** that adverse effects are managed rather than used as a reason to stop.

SEE ALSO Slot II - 63 bipolar depression Slot II - 59 course and outcome

II - 56

## Briefly describe the history of development of electroconvulsive therapy in psychiatry. What are the indications of brain imaging before modified ECT? What are the side effects of modified ECT? [5+2+3]

5 + 2 + 3 | MOOD DISORDERS: PHARMACOTHERAPY | DNB - 1 APPEARANCES, 1 OF 78 SESSIONS

### SKELETON

| | |
|---|---|
| 5 The history | A wrong idea, a right treatment, then a century of refinement |
| 2 Imaging before ECT | Never routine; the findings that make it necessary |
| 2 Side effects | Immediate, cognitive, cardiovascular, anaesthetic |
| 1 The safety statement | Mortality, put in a comparison a reader can use |

| STEP | WHAT CHANGED | WHY IT MATTERED |
|---|---|---|
| **The premise** | Meduna induced seizures on the belief that epilepsy and schizophrenia were antagonistic | **The premise was wrong, the treatment worked anyway** |
| **Chemical to electrical** | Camphor, then pentylenetetrazol, then Cerletti and Bini in 1938 | Electricity made the seizure predictable and timed |
| **Modification** | Curare, then succinylcholine with general anaesthesia | Fractures and dislocations effectively disappeared |
| **Refinement** | Unilateral placement; sine wave replaced by brief and ultrabrief pulse | **Same efficacy at a much lower cognitive cost** |
| **Regulation** | Anaesthesia and muscle relaxant made a legal requirement in India | Unmodified treatment is prohibited outright |

- **Imaging is not routine.** It is indicated by clinical findings: focal neurological signs, papilloedema or other evidence of raised intracranial pressure, a new or atypical headache, recent head injury or stroke, unexplained seizures, known intracranial disease, and late onset illness with unexplained cognitive decline.
- **Side effects.** Immediate: headache, jaw and muscle ache, nausea, post-ictal confusion. Cognitive: anterograde amnesia that recovers over weeks, and retrograde loss of autobiographical memory that can persist, worst with bilateral placement, sine wave and high charge. Cardiovascular: a brief bradycardia then tachycardia and hypertension. Rarely prolonged seizure, dental injury or a switch into mania.
- **The safety statement.** Mortality is of the order of a few deaths per hundred thousand treatments, comparable to minor surgery under general anaesthesia, and most of that risk is anaesthetic rather than the seizure.

### WHAT EARNS THE MARKS

- **The history told as a sequence with what each step fixed,** not as a list of names and years.
- **Imaging stated as not routine,** then justified by named clinical findings.
- **Cognitive effects split into anterograde and retrograde,** with what makes each worse.
- **A mortality figure with a comparison,** which is what makes the safety claim usable.

SEE ALSO Slot II - 54 mechanisms and monitoring Slot II - 91 catatonia

II - 57

## Differentiate between true and pseudo resistance in psychopharmacotherapy. How do we define treatment resistant depression? Enumerate five strategies for managing treatment resistant depression. [3+2+5]

3 + 2 + 5 | MOOD DISORDERS: PHARMACOTHERAPY | DNB - 1 APPEARANCES, 1 OF 78 SESSIONS

SKELETON

| | |
|---|---|
| 3 The grid | Domain by domain, with what settles each one marked |
| 2 The definition | Two adequate trials, spelled out word by word |
| 5 Five strategies | Exactly five, numbered, in the order they are used |

| DOMAIN | PSEUDO-RESISTANCE | TRUE RESISTANCE | WHAT SETTLES IT |
|---|---|---|---|
| **Dose** | Never reached the therapeutic range | Maximum tolerated dose reached | **The prescription record, not the recollection** |
| **Duration** | Judged before four weeks at that dose | Four to six weeks at that dose | **Date the dose was reached, not the date started** |
| **Adherence** | Partial or covert non-adherence | Adherence established | **Pharmacy refills, counts, a plasma level** |
| **Diagnosis** | Bipolar depression, dysthymia, substance use | The diagnosis holds on review | **A life chart and collateral history** |
| **Comorbidity** | Untreated anxiety, alcohol, thyroid, sleep apnoea | Comorbidity identified and treated | Screening bloods and a sleep history |

The definition applies only after every left-hand cell has been excluded, which is the point of putting the grid before the definition.

- **The definition.** Failure to respond to two or more antidepressants, each of adequate dose and adequate duration, in the current episode, with adherence established. Staging systems refine it by adding episode duration and symptom severity, which predict outcome better than a count of failed drugs alone.
- **Five strategies.** One, optimise to the maximum tolerated dose for long enough. Two, switch to another class. Three, augment with lithium, an atypical antipsychotic or thyroid hormone. Four, combine two antidepressants of complementary action. Five, neurostimulation, where electroconvulsive therapy is the most effective option available.
- **Two things that are not on that list of five but belong in the plan.** Cognitive therapy added to the medication, and treating the comorbidity that is holding the depression up.

WHAT EARNS THE MARKS

- **A grid, not two paragraphs,** with the settling test named in each row.
- **The definition given word by word,** since adequate dose, adequate duration and adherence each carry weight.
- **Exactly five strategies, numbered.** The stem asks for five, and six is as wrong as four.

SEE ALSO Slot II - 52 treatment resistant depression Slot II - 44 treatment resistant schizophrenia

II - 58

## What are the evidence based risk and protective factors of suicide? Describe the neurobiology of suicide. Discuss the relationship between immunometabolic depression and antidepressants. [4+3+3]

4 + 3 + 3 | MOOD DISORDERS: PHARMACOTHERAPY | DNB - 1 APPEARANCES, 1 OF 78 SESSIONS

SKELETON

| | |
|---|---|
| 4 Risk and protection | Distal and proximal risk, protection, and the Indian pattern |
| 3 Neurobiology | The stress-diathesis model, and the findings under each half |
| 3 Immunometabolic depression | What the construct is, and what it predicts about treatment |

| LAYER | RAISES RISK | PROTECTS |
|---|---|---|
| History | **A previous attempt, the strongest single predictor** | Engagement with treatment that is continuing |
| Illness | Mood disorder, substance use, psychosis, personality disorder | Treatment of the disorder itself |
| State | Hopelessness, agitation, insomnia, recent discharge | Stated reasons for living, responsibility to children |
| Situation | Access to means, isolation, debt, chronic pain, a humiliating loss | **Restricting access to means, which changes population rates** |

In India the leading methods are hanging and pesticide poisoning, rates are highest between fifteen and twenty nine, and the law now treats an attempt as evidence of severe stress rather than as a crime.

- **Neurobiology.** A stress-diathesis model: the diathesis is partly independent of the psychiatric diagnosis. Reduced serotonergic function is the most replicated finding, with low cerebrospinal 5-hydroxyindoleacetic acid in violent attempters and altered receptor binding in ventral prefrontal cortex, the region that restrains action on impulse. Add stress axis dysregulation, reduced neurotrophic signalling, and inflammatory changes through the kynurenine pathway.
- **Immunometabolic depression.** A proposed dimension in which energy-related atypical symptoms, hypersomnia, increased appetite, weight gain and leaden fatigue, cluster with obesity, insulin resistance, dyslipidaemia and low grade inflammation on markers such as C-reactive protein.
- **Why it matters for antidepressants.** This profile predicts poorer response to conventional antidepressants, and several of them, notably mirtazapine, paroxetine and the tricyclics, worsen the metabolic picture further. The relationship runs both ways, so agent choice and metabolic monitoring belong together in these patients.

WHAT EARNS THE MARKS

- **Risk layered into history, illness, state and situation,** with protection answered as its own column.
- **Means restriction named,** since it is the intervention with population-level evidence.
- **The stress-diathesis frame stated before the findings,** so the neurobiology reads as a model rather than a list.
- **The bidirectional relationship in the last part,** which is what the word discuss is asking for.

SEE ALSO Slot II - 52 treatment resistant depression Slot II - 59 course and outcome

AREA 08 OF 14 · P2-A04

# Mood disorders: syndromes and nosology

| 7 | 7.5% | II-59 | II-65 |
|---|---|---|---|
| SLOTS IN THIS BOOK | SHARE OF THE HUNDRED | FIRST SLOT | LAST SLOT |

HIGH 1 SINGLE 6

### REVISION ORDER

The three bipolar slots first and in that order, because they build on one another: course and outcome, then the depressive episode, then the spectrum. Recurrent depressive disorder next. Genetics, the seasonal slot and the postpartum slot are independent of all of it.

### WHAT IS IN THIS AREA

The course and outcome of bipolar affective disorder, bipolar depression, the bipolar spectrum with bipolar II in detail, the genetics of bipolar disorder with genetic counselling, recurrent depressive disorder, the seasonal affective disorder slot that opens on climate and mental health, and the postpartum slot.

II - 59

# Course and outcome of bipolar affective disorder. [10]

10 MOOD DISORDERS: SYNDROMES AND NOSOLOGY

KNRUHS, RGUHS - 2 APPEARANCES, 2 OF 78 SESSIONS

SKELETON

| | |
|---|---|
| 2 Onset | Age, the depressive first episode, and the diagnostic delay |
| 3 The pattern over time | Kindling, shortening cycles, predominant polarity |
| 3 Between episodes | Subsyndromal symptoms, cognition, functional recovery |
| 2 Outcome and mortality | Suicide, physical mortality, what predicts a worse course |

**THE KINDLING MODEL, STATED FIRST**

Early episodes follow identifiable stressors; later ones become autonomous, and the interval between them shortens. Whatever its final status as a mechanism, it is the frame that makes early and continuous treatment the logical conclusion of the answer.

| FEATURE | WHAT FOLLOW-UP SHOWS | WHAT FOLLOWS FROM IT |
|---|---|---|
| **Onset** | Late teens to mid twenties, usually a depressive episode | Years of delay before the diagnosis is corrected |
| **Episodes** | Frequency rises and cycle length shortens untreated | Prophylaxis is judged over years, not months |
| **Between episodes** | Subsyndromal symptoms in over half; depression dominates | **Residual symptoms are the strongest relapse predictor** |
| **Rapid cycling** | Develops in fifteen to twenty per cent | Review thyroid and any antidepressant exposure |

Depressive weeks far outnumber manic weeks across follow-up, which is why an answer organised around mania describes the wrong illness.

- **Functional recovery lags symptomatic recovery.** Fewer than half return to premorbid work and social function even when the episode has resolved, and cognitive impairment in attention, verbal memory and executive function persists into euthymia.
- **Mortality.** Lifetime suicide is of the order of one in twenty, many times the population rate and highest early in the illness and in mixed states. Cardiovascular death accounts for most of the shortened life expectancy.
- **What predicts a worse course.** Early onset, psychotic and mixed features, rapid cycling, comorbid substance use, poor adherence and a higher count of prior episodes.

WHAT EARNS THE MARKS

- **Kindling named, then used** to justify early and continuous treatment.
- **Depression identified as the dominant burden,** which most answers invert.
- **Functional and cognitive outcome separated from symptomatic outcome.**
- **Both mortality routes given,** suicide and cardiovascular disease.

SEE ALSO Slot II - 63 bipolar depression Slot II - 65 bipolar II disorder SPRINT

Day 11, Mood disorders: classification, depressive and bipolar syndromes

II - 60

# Describe the genetics of bipolar disorder and enumerate principles of genetic counselling. [10]

10 | MOOD DISORDERS: SYNDROMES AND NOSOLOGY

KNRUHS - 1 APPEARANCES, 1 OF 78 SESSIONS

SKELETON

| | |
|---|---|
| 2 **The size of the effect** | Heritability, and which design that number comes from |
| 4 **The four designs** | Family, twin, adoption, molecular, each with its finding |
| 2 **What molecular work found** | Polygenic, shared across diagnoses, not yet predictive |
| 2 **Counselling** | Empirical risk, non-directive stance, guilt, what is modifiable |

**NAME THE AXIS BEFORE THE LIST**

The classification here is by study design, because each design answers a different question: family studies show aggregation, twin studies separate genes from shared environment, adoption studies break the two apart, and molecular work asks which genes.

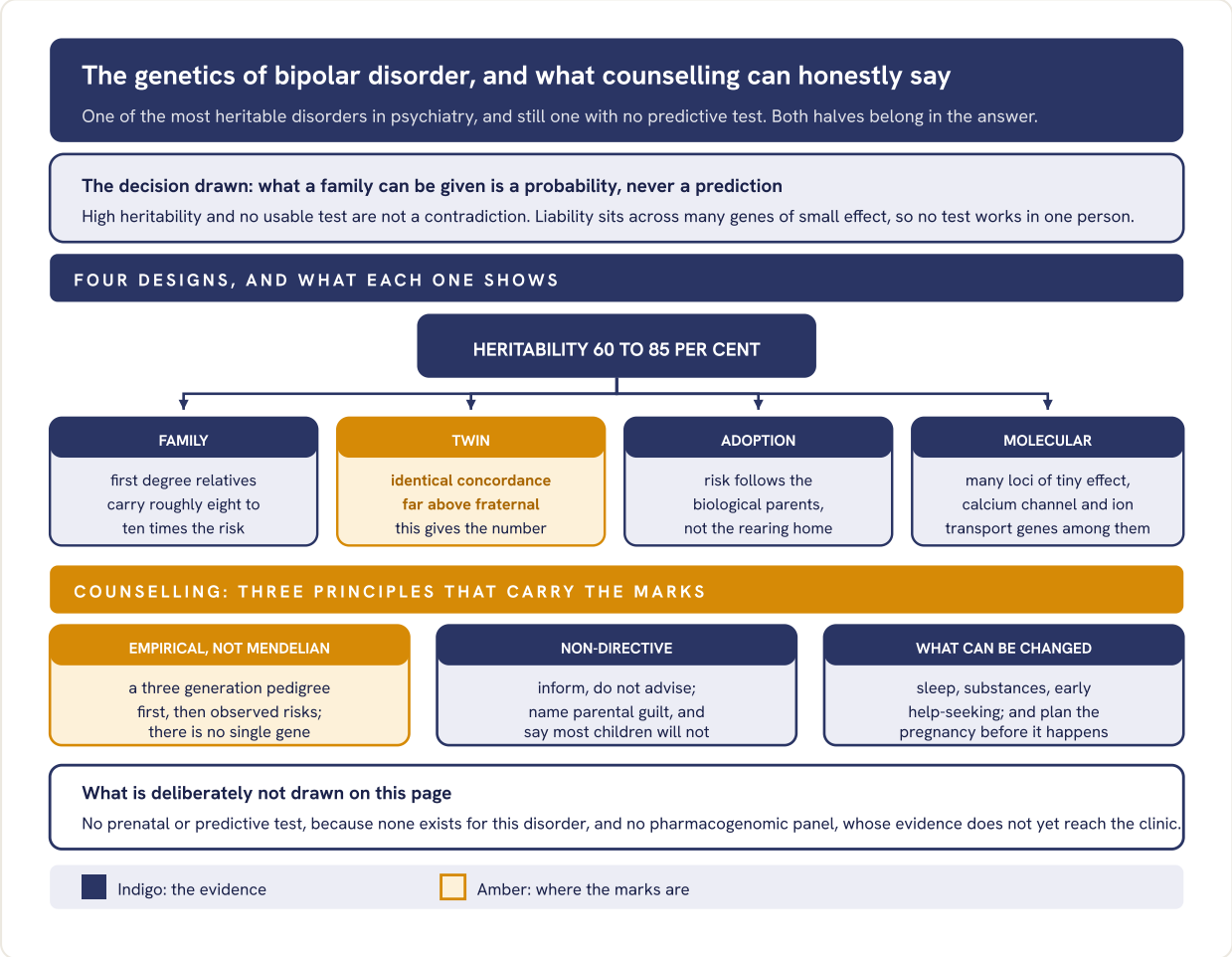


**Fig 060.1** The four study designs as one tree, with the counselling principles carried below them because each principle follows from what the design above it can and cannot show.

- **What molecular work actually found.** Liability is polygenic: dozens of loci, each of very small effect, with substantial genetic overlap with schizophrenia and with depression. Polygenic risk scores explain a small fraction of variance and are not clinical instruments.
- **The counselling sentence that matters most.** High heritability is a statement about a population, not about one family, and it never entitles anyone to predict a particular child.

### WHAT EARNS THE MARKS

- **The four designs distinguished by what each can show,** not merged into one paragraph on heredity.
- **Polygenicity stated,** with the honest line that no predictive test exists.
- **Counselling given as principles, not as a risk figure,** with guilt and non-directiveness both named.

**SEE ALSO** Slot II - 59 course and outcome Slot II - 34 endophenotypes

II - 61

## Describe the effect of climate on mental health problems. Write the management of a case with seasonal affective disorder. How does light therapy work? [3+4+3]

3 + 4 + 3 | MOOD DISORDERS: SYNDROMES AND NOSOLOGY

DNB - 1 APPEARANCES, 1 OF 78 SESSIONS

### SKELETON

| | | |
|---|---|---|
| 3 | Climate and mental health | Heat, disaster, drought, and the drug-specific hazards |
| 2 | The seasonal disorder | The specifier, the atypical picture, the latitude effect |
| 3 | Management | Light first, then drugs, then what prevents next winter |
| 2 | How light works | Retina to hypothalamus, phase advance, melatonin |

- **Climate and mental health.** Rising temperature tracks with violence and with suicide rates; disasters bring post-traumatic stress and depression; drought and crop failure drive rural distress and suicide in India.
- **The drug-specific hazards.** Heat with dehydration pushes lithium toward toxicity, and anticholinergic and antipsychotic drugs impair sweating, so heatstroke is likelier in the people we treat.
- **The seasonal specifier.** A pattern, not a separate illness: episodes tied to a season across at least two consecutive years, seasonal clearly outnumbering non-seasonal. The winter type is atypical, with hypersomnia, carbohydrate craving and weight gain, and it rises with latitude.

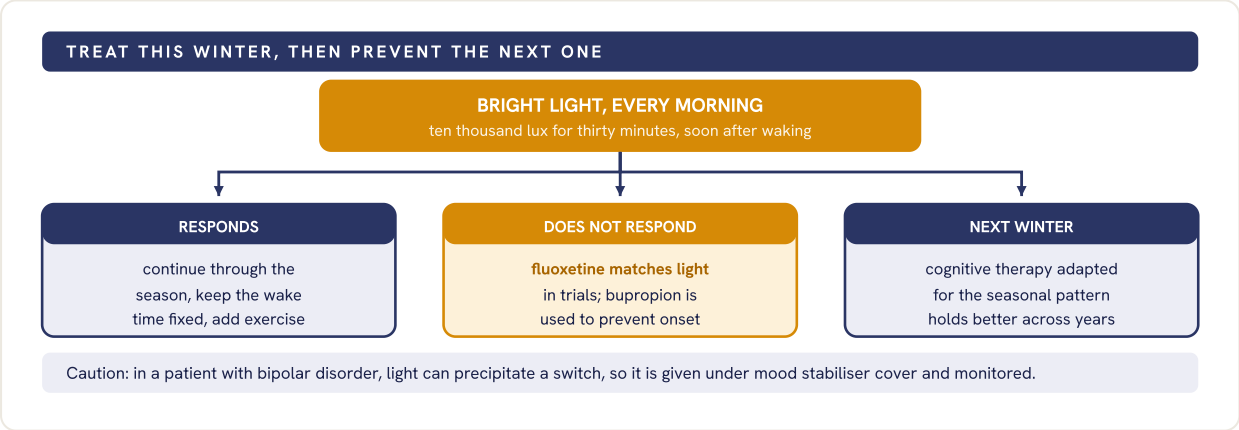


**Fig 061.1** Management of the seasonal pattern, with prevention of the following winter treated as part of the same plan.

### HOW LIGHT THERAPY WORKS

Light reaches melanopsin-containing retinal ganglion cells, which project through the retinohypothalamic tract to the suprachiasmatic nucleus. Morning light advances a delayed rhythm and suppresses melatonin. Side effects: headache, eye strain, switch.

### WHAT EARNS THE MARKS

- **Climate answered as more than heat,** with the lithium and thermoregulation hazards named.
- **The seasonal specifier given with its two-year rule,** and the atypical symptom picture.
- **Light described with a dose, a timing and a mechanism,** which is where the last three marks are.

SEE ALSO Slot II - 62 recurrent depressive disorder Slot II - 63 bipolar depression

II - 62

# Discuss the management of recurrent depressive disorder. [10]

10 MOOD DISORDERS: SYNDROMES AND NOSOLOGY

KNRUHS - 1 APPEARANCES, 1 OF 78 SESSIONS

## SKELETON

| | |
|---|---|
| 2 What it commits you to | Two episodes, no mania, so prophylaxis is the question |
| 3 Acute phase | Drug choice, adequate dose and duration, measured response |
| 2 If it does not respond | Check, optimise, switch, augment, then ECT |
| 3 Continuation and after | How long, at what dose, who needs indefinite treatment |

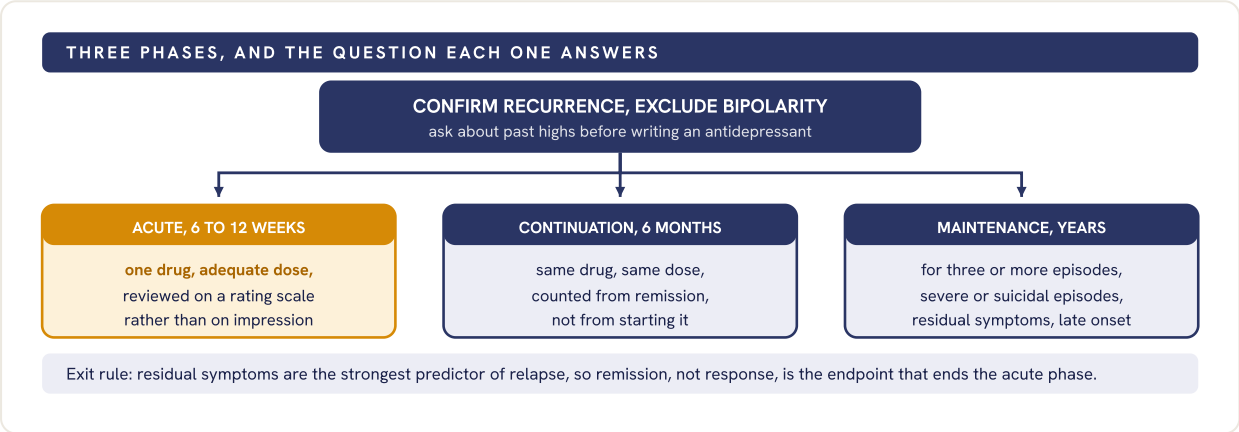


**Fig 062.1** The three treatment phases, with the criteria that decide who moves from continuation into indefinite maintenance.

- **If it does not respond.** In order: check adherence and the dose actually taken, review the diagnosis, optimise to the maximum tolerated dose, then switch class or augment with lithium, an atypical or thyroid hormone. ECT for severe, psychotic or suicidal illness.
- **Psychological treatment.** Cognitive behavioural therapy or interpersonal therapy in the acute phase, and mindfulness-based cognitive therapy specifically for relapse prevention in those with three or more episodes.
- **The rest of the plan.** Treat alcohol use, sleep and thyroid disease, address the maintaining stressor, and write a relapse plan the patient keeps.

**PITFALL**

Stopping the antidepressant when the patient feels better. Continuation is counted from remission and at the dose that produced it; halving it is the commonest way an otherwise correct plan produces a relapse.

## WHAT EARNS THE MARKS

- **Three phases named, each with its duration.** This is the structure the question is testing.
- **The maintenance criteria listed,** rather than a vague statement that some patients need long treatment.
- **Remission, not response, given as the endpoint,** with residual symptoms tied to relapse risk.

SEE ALSO Slot II - 52 treatment resistant depression Slot II - 63 bipolar depression

II - 63

# Discuss management of a patient with bipolar affective disorder presenting in a depressive episode. [10]

10 MOOD DISORDERS: SYNDROMES AND NOSOLOGY

DNB - 1 APPEARANCES, 1 OF 78 SESSIONS

## SKELETON

| | |
|---|---|
| 2 Assess first | Mixed features, rapid cycling, suicide risk, current drugs |
| 4 First line treatment | The agents with evidence, and what each is chosen for |
| 2 The antidepressant | When it may be used, and when it must not be |
| 2 After recovery | Continue what worked, and the anti-suicide argument |

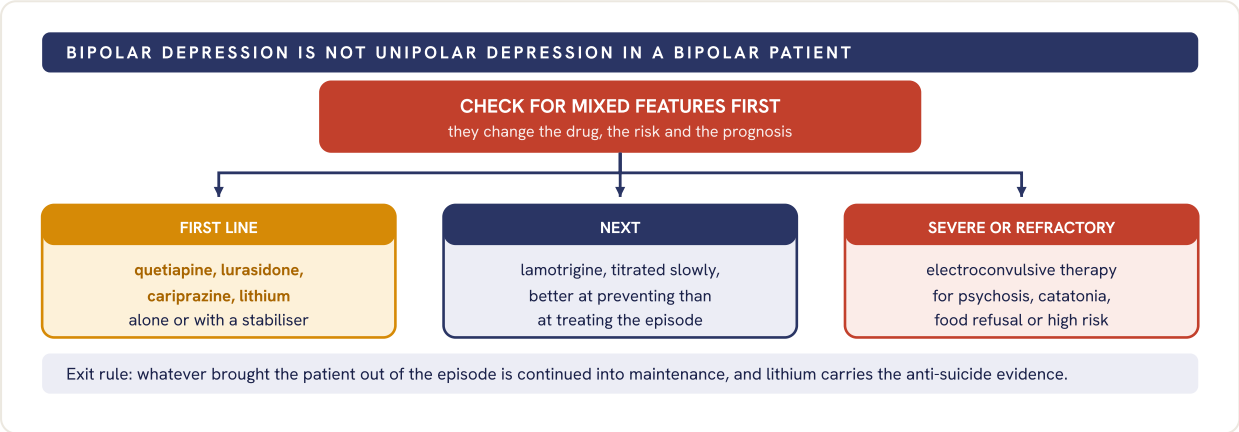


**Fig 063.1** The treatment sequence for a depressive episode in bipolar disorder, entered through the mixed-features check because that answer changes everything below it.

- **The antidepressant question.** Monotherapy is not acceptable: efficacy is weak and the risks are a switch and accelerated cycling. If used at all it goes on top of an antimanic agent, and is avoided entirely in mixed features and rapid cycling.
- **Assessment that changes the plan.** Past highs, mixed features now, rapid cycling in the last year, any antidepressant already started, thyroid and renal function before lithium, and suicide risk recorded.
- **Psychological work.** Cognitive behavioural, family-focused and interpersonal and social rhythm therapy all have evidence, and routine and sleep stabilisation starts immediately.

**PITFALL**

Treating it as unipolar depression because that is what the patient presents with. An antidepressant alone here is the commonest prescribing error in this scenario.

## WHAT EARNS THE MARKS

- **The mixed-features check placed before any prescription.**
- **Named first line agents,** rather than "a mood stabiliser" left unspecified.
- **The antidepressant answered explicitly,** including when it must not be used.
- **Continuation into maintenance,** with lithium's anti-suicide evidence stated.

SEE ALSO Slot II - 59 course and outcome Slot II - 65 bipolar II disorder

II - 64

## What are the common psychiatric problems seen during the post-partum period? Write in detail about any one of these. What are the prognostic implications of post-partum psychiatric disorders for future mental health? [2+5+3]

2 + 5 + 3 | MOOD DISORDERS: SYNDROMES AND NOSOLOGY

DNB - 1 APPEARANCES, 1 OF 78 SESSIONS

### SKELETON

| | | |
|---|---|---|
| 2 | The three, separated | Blues, depression, psychosis, by timing and by frequency |
| 3 | Psychosis: the picture | Rapid onset, perplexity, and the two risks that define it |
| 2 | Psychosis: management | Admit, exclude the medical causes, treat, supervise |
| 3 | Prognostic implications | Recurrence, the bipolar link, and the effect on the child |

| CONDITION | HOW COMMON | ONSET | WHAT IT NEEDS |
|---|---|---|---|
| **Postpartum blues** | Most mothers | Days three to five | Explanation and support; it resolves |
| **Postpartum depression** | About one in ten | Weeks to months | Screening, therapy, an antidepressant if moderate |
| **Postpartum psychosis** | One or two per thousand | **First two weeks** | **Emergency admission and supervision of the infant** |
| **Anxiety and obsessional states** | Common, under-recognised | Any point | Distinguish intrusive thoughts from intent |

Onset timing is the single most useful discriminator, which is what the amber cells mark.

### POSTPARTUM PSYCHOSIS, IN DETAIL

Onset within days, with perplexity and a fluctuating, almost delirious quality, labile mood and delusions that often concern the baby. An emergency, because of suicide and harm to the infant. Infection, eclampsia and thyroiditis are excluded.

- **Management.** Admit, ideally with the baby where a mother and baby facility exists, and never leave the infant unsupervised until risk has been assessed. An antipsychotic with lithium is the usual combination, and electroconvulsive therapy works quickly and well when the illness is severe.
- **Prognosis for the mother.** Postpartum psychosis is usually the first appearance of a bipolar diathesis. Recurrence after a further delivery runs at roughly one in three to one in two, and more than half go on to have episodes unrelated to childbirth.
- **The child and the next pregnancy.** Untreated maternal depression affects infant cognitive, behavioural and attachment outcomes. Prophylaxis started immediately after the next delivery reduces recurrence.

### WHAT EARNS THE MARKS

- **All three separated by timing and frequency** before any one is described.
- **Psychosis named as an emergency,** with both risks and the medical exclusions.
- **The bipolar link stated,** with the child and the next pregnancy included, since the stem asks about future mental health.

SEE ALSO Slot II - 59 course and outcome Slot II - 63 bipolar depression

II - 65

## What is meant by bipolar spectrum? Discuss the clinical features, comparative nosology, course, outcome and management of bipolar II disorder. [10]

10 | ASKED AT 15 MARKS | MOOD DISORDERS: SYNDROMES AND NOSOLOGY

TN-MGRMU - 1 APPEARANCES, 1 OF 78 SESSIONS

### SKELETON

| | |
|---|---|
| 2 The spectrum idea | What it claims, and the objection it has to answer |
| 4 The grid | Domain by domain against bipolar I, discriminators marked |
| 2 Course and outcome | Depression dominates, and what that costs |
| 2 Management | What is treated, and the antidepressant caution |

| DOMAIN | BIPOLAR I | BIPOLAR II | WHAT SETTLES IT |
|---|---|---|---|
| The high | Mania, one week or admission | Hypomania, at least four days | Has there ever been a manic episode |
| Impairment in the high | Marked, work and relationships break | An unmistakable change, function largely held | Was function actually lost |
| Psychosis in the high | May be present | Never, by definition | Psychosis in a high makes it bipolar I |
| Depression | Present, but shares the burden | Dominates the course by a wide margin | Depressive weeks outnumber hypomanic ones heavily |
| How it is found | Usually diagnosed in the manic episode | Usually missed for years | Collateral history for past hypomania |

Not a milder illness. It carries comparable suicide risk, more chronic depression and more comorbidity than bipolar I.

- **The spectrum idea.** That bipolarity is dimensional rather than categorical, running from full mania through hypomania and antidepressant-associated highs to hyperthymic temperament. It explains cases that fall between the categories.
- **The objection.** Widening the boundary risks recoding temperament and irritability as illness, and prescribing mood stabilisers to people the trials never studied. A good answer states both the case and the objection.
- **Management.** Quetiapine has the strongest evidence for the depressive phase, with lithium, lamotrigine and lurasidone as alternatives. Antidepressant monotherapy carries switch and cycling risk here too. Add psychoeducation, routine and sleep stabilisation, and continue what worked into maintenance.

### WHAT EARNS THE MARKS

- **The grid, with the discriminators identified as discriminators.** A list of ten differences without ranking is a mid-band answer.
- **The spectrum argued from both sides,** because the stem asks for comparative nosology.
- **The explicit statement that it is not the milder illness,** which is the line most answers get wrong.

SEE ALSO Slot II - 59 course and outcome Slot II - 63 bipolar depression

AREA 09 OF 14 · P2-A13

# Psychotherapies

| 7 | 6.9% | II-66 | II-72 |
|---|---|---|---|
| SLOTS IN THIS BOOK | SHARE OF THE HUNDRED | FIRST SLOT | LAST SLOT |

HIGH 1 SINGLE 6

### REVISION ORDER

The two cognitive slots together, they are one answer at two lengths. Brief psychodynamic and couple therapy next. The yoga and mobile therapy slots share a critical-appraisal shape and prepare as one. Mutism last, and separately.

### WHAT IS IN THIS AREA

Cognitive therapy and the components of cognitive behaviour therapy in two slots, brief psychodynamic therapies, couple therapy with its types and contraindications, the evidence base for yoga in psychiatric practice with the research methodology it raises, and a critique of mobile-based psychotherapies. The seventh slot asks about mutism, its causes and the organic against psychological differential. That is a clinical question the boards set inside this area, and it is answered on its page as it was set.

II - 66

# Write a note on cognitive therapy. [10]

10 | PSYCHOTHERAPIES | KNRUHS, RGUHS - 2 APPEARANCES, 2 OF 78 SESSIONS

SKELETON

| | |
|---|---|
| 2 **The model** | Three levels of cognition, and the maintenance cycle |
| 3 **Structure** | Formulation, agenda, homework, time-limited course |
| 3 **Techniques** | Cognitive and behavioural, named with what each is for |
| 2 **Evidence and limits** | Where it works, and where it is not first choice |

**THE MODEL, IN ONE PARAGRAPH**

Beck's proposition is that it is the appraisal of an event, not the event, that produces the emotion, and that appraisal runs at three levels: automatic thoughts at the surface, intermediate beliefs as rules and assumptions, and core beliefs about self, others and the world. Therapy makes the appraisals explicit, tests them against evidence, and changes the behaviour that keeps them untested.

| TECHNIQUE | WHAT IT DOES | WHAT IT IS FOR |
|---|---|---|
| **Thought record** | Situation, thought, emotion, evidence, alternative | **Makes automatic thoughts visible** |
| **Socratic questioning** | Guided discovery rather than persuasion | The patient reaches the conclusion |
| **Behavioural experiment** | A prediction is written down, then tested in life | **The strongest belief-change tool** |
| **Activity scheduling** | Graded activity with mastery and pleasure ratings | Depression, early sessions |
| **Downward arrow** | Repeated "what would that mean" questioning | Reaches the core belief |

Amber marks the two techniques an examiner expects by name and by mechanism. The rest support them.

- **Evidence and limits.** Strong support in depression, anxiety disorders, obsessive-compulsive disorder and post-traumatic stress disorder, and as an adjunct in psychosis and bipolar disorder. It asks for a degree of reflective capacity, and in acute severe illness it follows stabilisation rather than replacing it.

**WHAT EARNS THE MARKS**

- **The three levels of cognition,** named in order and distinguished from one another.
- **Structure described as structure:** shared formulation, set agenda, homework between sessions, a fixed number of sessions.
- **Techniques tied to their purpose,** which is what the grid does and a bare list does not.
- **A stated limit.** Naming where it is not first choice reads as command of the method.

**SEE ALSO** Slot II - 71 components of cognitive behaviour therapy Slot II - 70 brief psychodynamic therapies **SPRINT** Day 19, Psychotherapies, clinical assessment, MSE and nosology

II - 67

## Give an account of the evidence based integration of yoga into psychiatric practice. What methodological issues arise in research in this field? [5+5]

5 + 5 | PSYCHOTHERAPIES | DNB - 1 APPEARANCES, 1 OF 78 SESSIONS

SKELETON

| | |
|---|---|
| 2 What is tested | Yoga is a package, so name its components first |
| 3 The evidence | Condition by condition, with the study type |
| 2 Mechanism | What is measured to change biologically |
| 3 Methods | Why these trials are hard to read |

- **What is being tested.** Not one intervention but a package: postures, regulated breathing, meditation and an ethical frame. Trials differ in which components they deliver, so two studies of "yoga" may share almost nothing.

| CONDITION | WHAT THE EVIDENCE SHOWS | STUDY BASE | STATUS |
|---|---|---|---|
| **Depression** | Adjunctive benefit; some support as monotherapy in milder illness | Randomised trials, meta-analysed | **Adjunct, reasonable** |
| **Schizophrenia** | Add-on gains in negative symptoms and social cognition; little on positive symptoms | Indian randomised add-on trials | **Adjunct, promising** |
| **Anxiety and stress** | Reduction in symptom scores, weaker than for depression | Smaller trials, mixed controls | Supportive only |
| **Insomnia** | Modest gains in sleep quality | Small trials | Preliminary |
| **Mechanism studies** | Raised brain-derived neurotrophic factor, lowered cortisol, higher vagal tone | Biomarker substudies | Hypothesis generating |

STATUS: WHY THE TRIALS ARE HARD TO READ

Participants and instructors cannot be blinded, so expectancy is unavoidable. Waitlist controls inflate the effect, and few studies use an active comparator matched for attention and contact time. The intervention is not standardised in content, dose or teacher training. Samples are small, follow up is short, and attrition is high. Allegiance and publication bias run in one direction in this literature. Outcome measures are not always validated in the population studied. The honest position is that yoga is a reasonable adjunct with a real but modest and imprecisely measured effect, not a replacement for established treatment.

WHAT EARNS THE MARKS

- **Naming the components first,** because the heterogeneity argument depends on it.
- **Each condition tied to its study type,** not a general claim that yoga helps.
- **Blinding and the choice of control named as the two central problems.**
- **The status line:** adjunct rather than replacement, stated in one sentence.

SEE ALSO Slot II - 69 mobile based psychotherapies SPRINT

Day 19, Psychotherapies, clinical assessment, MSE and nosology

II - 68

## What is couple therapy? What are the different types of couple therapy? Write the contraindications of couple therapy. [2+6+2]

2 + 6 + 2 | PSYCHOTHERAPIES | DNB - 1 APPEARANCES, 1 OF 78 SESSIONS

SKELETON

| | |
|---|---|
| 2 Definition | The relationship, not a partner, is the patient |
| 2 The axis | Classify on what the model changes first |
| 4 The schools | Four families, drawn, with the best evidenced named |
| 2 Contraindications | Safety first, then agenda, then capacity |

- **Definition.** A psychological treatment in which the couple relationship is the unit of intervention and both partners attend together, directed at the pattern between them rather than at one partner's symptoms.

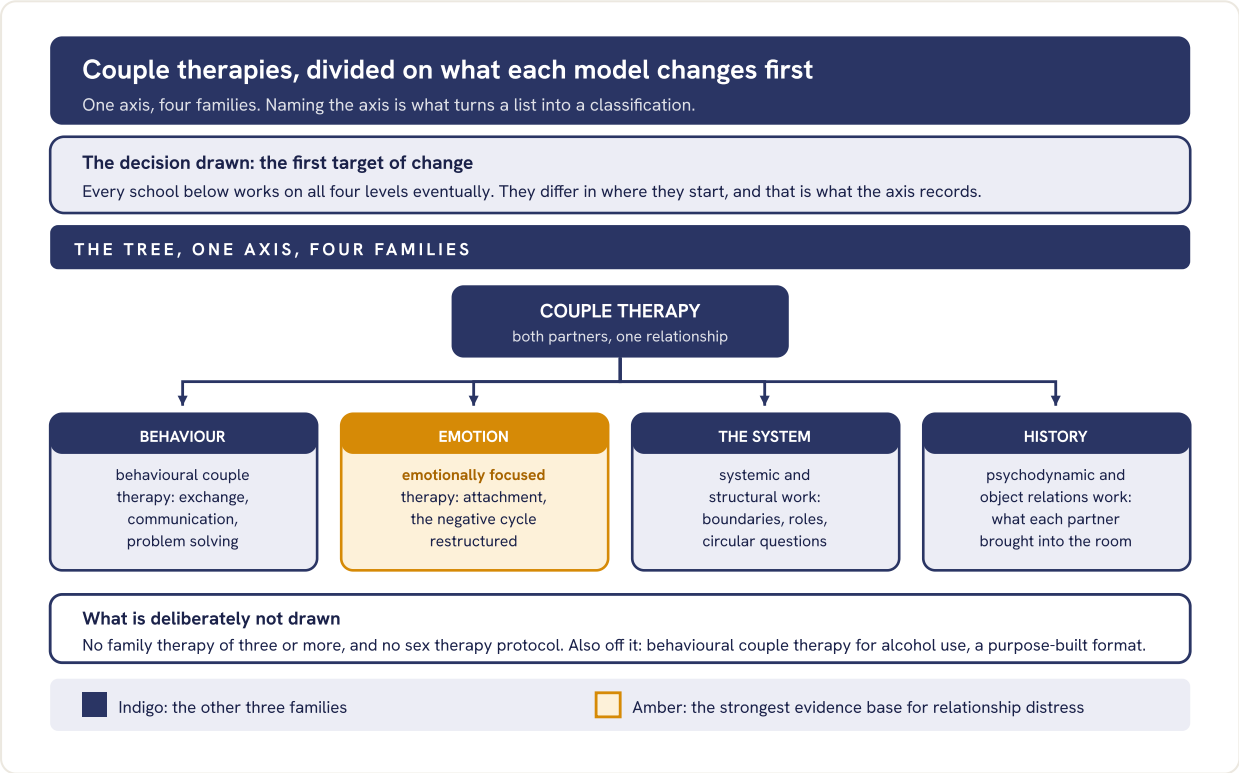


**Fig 068.1** One axis, the first target of change, dividing the field into four families, with the emotionally focused branch marked because it carries the largest trial base.

**CONTRAINDICATIONS**

Ongoing intimate partner violence or coercive control, where joint sessions can raise risk and individual safety work comes first. One partner having privately decided to separate and using the sessions to soften the exit. A secret affair the therapist is asked to hold. Acute psychosis, intoxication or untreated severe illness in either partner. A partner attending under pressure rather than by choice.

### WHAT EARNS THE MARKS

- **The axis stated before the list,** since a classification without an axis is only a list.
- **Every branch of the tree reproduced,** with one named model in each.
- **Violence named first among contraindications,** which is the safety mark.

**SEE ALSO** Slot II - 70 brief psychodynamic therapies **SPRINT**

Day 19, Psychotherapies, clinical assessment, MSE and nosology

II - 69

## Write a critique of mobile based psychotherapies in mental disorders. [10]

10 PSYCHOTHERAPIES DNB - 1 APPEARANCES, 1 OF 78 SESSIONS

SKELETON

| | | |
|---|---|---|
| 2 | What they are | Guided, unguided, blended, and conversational agents |
| 4 | Claim against evidence | Take each promise and test it |
| 2 | Risks | Safety, privacy, and who is left out |
| 2 | Where it fits | A step in stepped care, not a replacement |

- **What they are.** Structured psychological interventions delivered by smartphone: unguided self-help apps, guided programmes with brief clinician contact, blended care alongside face-to-face sessions, and conversational agents.

| THE CLAIM | WHAT THE EVIDENCE ACTUALLY SHOWS | THE CRITIQUE |
|---|---|---|
| **It works** | Small to moderate effects in depression and anxiety, larger when guided | **Effects shrink sharply against active controls** |
| **It scales** | Reach is real where a therapist workforce does not exist | Language, literacy, shared devices and connectivity exclude many |
| **It is used** | Adherence in trials is supported by research contact | **Real-world engagement falls away within weeks** |
| **It is safe** | Trials exclude acute risk and severe illness | Most apps have no pathway when risk is disclosed |
| **It is regulated** | A minority of store apps carry any trial evidence | Claims are largely unpoliced, and data sharing is common |

Amber marks the two lines that carry the critique: the comparator problem and the gap between trial adherence and real use.

**PITFALL**

Writing a critique that is only a list of benefits with a caveat at the end. A critique takes each claim in turn and says what supports it and what does not. The balanced position is that guided digital therapy has a defensible place at the low-intensity step of stepped care, with a named clinician attached, and no place as a substitute in severe illness or where risk is active.

WHAT EARNS THE MARKS

- **Guided separated from unguided** in the first two lines, since the effect sizes differ.
- **The comparator argument,** that waitlist controls flatter these trials.
- **The engagement gap between trial and real use,** stated as the central practical objection.
- **A placed conclusion,** naming the step of care where it belongs rather than approving or dismissing it.

SEE ALSO Slot II - 67 yoga in psychiatric practice SPRINT

Day 19, Psychotherapies, clinical assessment, MSE and nosology

II - 70

## Discuss brief psychodynamic therapies. [10]

10 PSYCHOTHERAPIES KNRUHS - 1 APPEARANCES, 1 OF 78 SESSIONS

SKELETON

| | |
|---|---|
| 3 What makes them brief | Focus, time limit, therapist activity, worked ending |
| 4 The schools | Each with its signature move and its length |
| 2 Selection | Who does well, and who should not be offered it |
| 1 Evidence | Where it stands against cognitive therapy |

**WHAT MAKES A DYNAMIC THERAPY BRIEF**

Four features, present in all of them: a single agreed focus rather than the whole personality; a time limit set at the outset and named to the patient; an active therapist who works within Malan's triangle of conflict and triangle of person; and termination treated as therapeutic material from the first session rather than as an administrative ending.

| SCHOOL | THE SIGNATURE MOVE | TYPICAL LENGTH |
|---|---|---|
| **Malan** | Brief focal therapy; the two triangles made explicit | **About twenty to thirty sessions** |
| **Sifneos** | Anxiety-provoking therapy on an oedipal focus, with a high selection bar | Twelve to twenty sessions |
| **Davanloo** | Sustained active challenge to defences early in the work | Up to about forty sessions |
| **Mann** | A central issue about separation and time; the limit is itself the treatment | **Exactly twelve sessions** |
| **Luborsky** | Supportive-expressive work on the core conflictual relationship theme | Sixteen to twenty sessions |

Amber marks the two most quotable pairings. Attaching a length to a name is the cheapest mark in this question.

- **Selection.** Psychological mindedness, capacity to form an alliance quickly, a circumscribed focus, motivation, tolerance of anxiety, and at least one good relationship in the history.
- **Not offered where** there is psychosis, active dependence, poor impulse control, acute risk, or personality pathology that needs a longer frame. Interpersonal psychotherapy grew from this tradition but is not itself psychodynamic.

**WHAT EARNS THE MARKS**

- **The four shared features named before any school,** which is the structure of the answer.
- **Malan's two triangles by name,** since they are the shared vocabulary of the field.
- **Schools with lengths attached,** read straight off the grid.
- **Selection criteria and exclusions given separately,** not merged into one paragraph.

**SEE ALSO** Slot II - 66 cognitive therapy Slot II - 68 couple therapy **SPRINT**

Day 19, Psychotherapies, clinical assessment, MSE and nosology

II - 71

## What do you understand by the term cognitive behaviour therapy? Discuss in detail its main components. [3+7]

3 + 7 | PSYCHOTHERAPIES | DNB - 1 APPEARANCES, 1 OF 78 SESSIONS

### SKELETON

| | |
|---|---|
| **3 The term** | A family of treatments, not one therapy |
| **4 The components** | Formulation, behavioural, cognitive, relapse work |
| **2 Session architecture** | What every hour looks like, in order |
| **1 The third wave** | What was added, and what it changed |

### THE TERM

Not a single therapy but a family of structured, time-limited, problem-focused treatments sharing one proposition: thought, feeling, body and behaviour maintain one another, so changing any of them changes the rest. What makes a treatment a member of the family is the architecture, a shared formulation, a session structure and homework, rather than any particular technique.

| COMPONENT | WHAT IS DONE | WHY IT IS IN THE PACKAGE |
|---|---|---|
| **Formulation** | A maintenance cycle drawn with the patient, plus the longitudinal account | **Everything else is chosen from it** |
| **Psychoeducation** | The model explained and the patient socialised to it | Consent and collaboration |
| **Behavioural work** | Activation, graded exposure with response prevention, experiments, skills | **Carries much of the effect** |
| **Cognitive work** | Thought records, evidence testing, downward arrow to core beliefs | Changes the appraisal |
| **Homework** | Agreed tasks between sessions, reviewed at the next | **Dose relates to outcome** |
| **Relapse prevention** | A written blueprint: warning signs, what worked, the plan | Protects the gain |

Amber marks the three components that carry the marks: the formulation everything hangs on, the behavioural work, and the homework.

- **Every session, in order.** Mood check, agenda set together, homework reviewed, one or two agenda items worked, summary and feedback taken, new homework agreed. Naming this sequence is worth as much as naming a technique.

### WHAT EARNS THE MARKS

- **The word family in the definition,** since the question asks what the term means.
- **Behavioural components given real weight,** not treated as an afterthought to the cognitive ones.
- **The session sequence written out,** which few answers do and every supervisor recognises.
- **The third wave named:** acceptance and commitment therapy, mindfulness-based cognitive therapy, dialectical behaviour therapy and metacognitive therapy.

**SEE ALSO** Slot II - 66 cognitive therapy, the model in depth **SPRINT** Day 19, Psychotherapies, clinical assessment, MSE and nosology

II - 72

## What is mutism? What are its causes? How will you differentiate organic from psychological mutism? Discuss the management of mutism. [1+2+4+3]

1 + 2 + 4 + 3 | PSYCHOTHERAPIES | DNB - 1 APPEARANCES, 1 OF 78 SESSIONS

SKELETON

| | |
|---|---|
| 1 Definition | And the four things it is not |
| 2 Causes | Neurological, psychiatric, drug related |
| 4 The differentiation | Domain by domain, with what settles each |
| 3 Management | Support, the challenge test, then the cause |

- **Definition and causes.** Absence or marked reduction of speech in a person who has language, with hearing and the speech apparatus intact. It is not aphasia, dysarthria, aphonia or alogia. Neurological causes include akinetic mutism, frontal and supplementary motor lesions, posterior fossa surgery in children, seizures and delirium. Psychiatric causes include catatonia, depressive stupor, dissociative mutism, selective mutism, and autism with intellectual disability.

| DOMAIN | ORGANIC | PSYCHOLOGICAL | WHAT SETTLES IT |
|---|---|---|---|
| **Onset** | With a neurological event or illness | With a psychosocial precipitant | History from an informant |
| **Consciousness** | Often clouded or fluctuating | Clear | **Level of awareness** |
| **Focal signs** | Gaze palsy, pyramidal or cerebellar signs | Absent | **Neurological examination** |
| **Catatonic signs** | Usually absent | Posturing, negativism, waxy flexibility, echophenomena | Bedside catatonia rating |
| **Lorazepam challenge** | No change | Catatonic mutism often eases within minutes | **The single most useful test** |
| **Investigations** | Imaging or electroencephalogram abnormal | Normal | Imaging and electroencephalogram |

Amber cells are the discriminators. The remaining rows are supporting evidence, and saying which is which is itself a mark.

- **Management.** Support first: airway, hydration, nutrition, pressure areas and thromboprophylaxis in stupor. Then the lorazepam challenge and, if it responds, a lorazepam course for catatonia. Electroconvulsive therapy where catatonia does not respond or where there are malignant features, with antipsychotics withheld in that situation. Otherwise treat the cause found: the lesion, the mood disorder, or behavioural and family work with a serotonergic agent in selective mutism.

WHAT EARNS THE MARKS

- **Mutism separated from aphasia, dysarthria and aphonia** in the opening line.
- **A grid, not two paragraphs.** The comparison has to be readable across a row.
- **The lorazepam challenge named as the decisive bedside test,** and not buried in management.
- **Withholding antipsychotics in malignant catatonia,** which is the safety line in this answer.

SEE ALSO Slot II - 66 cognitive therapy SPRINT Day 19, Psychotherapies, clinical assessment, MSE and nosology

AREA 10 OF 14 · P2-A10

# Personality disorders

| 7 | 6.6% | II-73 | II-79 |
|---|---|---|---|
| SLOTS IN THIS BOOK | SHARE OF THE HUNDRED | FIRST SLOT | LAST SLOT |

ANCHOR 2 SINGLE 5

## REVISION ORDER

Borderline first and hardest: it carries the highest-scoring question in this book, and the caregiver slot reuses it. Cluster B next, which the borderline answer already half writes. The classification-change slot after that. Organic personality disorder, the avoidant slot and the law slot last.

## WHAT IS IN THIS AREA

Borderline personality disorder in two slots, one on clinical features and management and one on caregiver burden, cluster B as a group, the anxious-avoidant presentation, organic personality disorder, the recent changes to the classification of personality and substance use disorders, and the slot on personality disorder at the interface with the law.

II - 73

# Discuss clinical features and management of borderline personality disorder. [4+6]

4 + 6 | PERSONALITY DISORDERS

DNB, KNRUHS, KUHS, NTRUHS, RGUHS, TN-MGRMU - 9 APPEARANCES, 9 OF 78 SESSIONS

SKELETON

| | |
|---|---|
| 4 **Clinical features** | Instability across four domains, with the criteria |
| 3 **The frame** | What holds treatment before any therapy begins |
| 3 **Therapy, drugs, crisis** | What works, what is targeted, what harms |

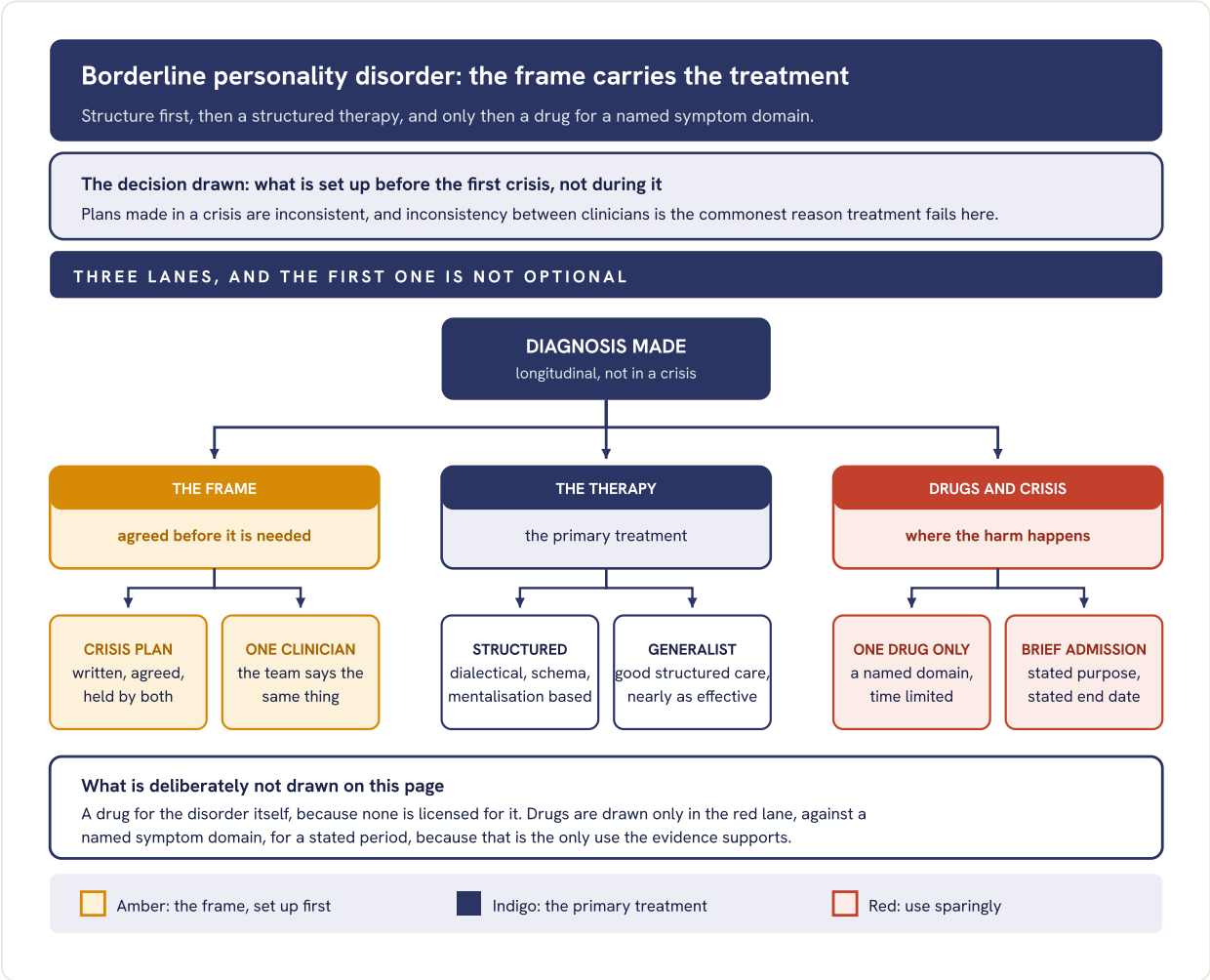


**Fig 073.1** The frame drawn as a lane of its own and placed first, because it is what makes the other two safe rather than a preliminary to them.

- **Clinical features.** Instability across four domains: affect, with marked reactivity lasting hours; identity, with chronic emptiness; relationships, alternating idealisation and devaluation with frantic efforts to avoid abandonment; and behaviour, with impulsivity, intense anger, recurrent self harm and transient stress related paranoid or dissociative states.
- **Prognosis, which belongs in the answer.** Long follow up shows most patients no longer meet criteria after some years, with self harm and impulsivity remitting earliest. Social and occupational recovery lags well behind symptom remission, and saying both halves is what makes the statement useful.

### WHAT EARNS THE MARKS

- **Features organised into domains,** not recited as nine criteria in order.
- **The frame written before any therapy,** the amber lane, with the crisis plan agreed in advance.
- **Psychotherapy named as the primary treatment,** with drugs confined to a named domain.
- **Prognosis given honestly,** symptom remission ahead of functional recovery.

**SEE ALSO** Slot II - 75 caregiver burden in borderline disorder Slot II - 76 cluster B personality disorders

II - 74

# Discuss the recent changes in diagnostic classification systems related to personality disorders and substance use disorder. [5+5]

5 + 5 | PERSONALITY DISORDERS | DNB - 1 APPEARANCES, 1 OF 78 SESSIONS

## SKELETON

| | |
|---|---|
| 2 What changed and why | Categories failed on comorbidity and on reliability |
| 3 Personality disorders | Severity and traits in one system, an alternative in the other |
| 3 Substance use | One graded disorder, and a simplified dependence |
| 2 Where it stands | What is actually coded in Indian practice today |

| AREA | THE CHANGE | WHY IT WAS MADE | STATUS |
|---|---|---|---|
| **Personality, international system** | **The ten types abolished; severity graded, with five trait domains** | Types overlapped heavily and were unreliable in practice | In force since 2022 |
| **Borderline pattern** | Kept as a qualifier despite the abolition of types | Clinical and research continuity, and treatment selection | In force, pragmatic |
| **Personality, American system** | The ten types retained; a dimensional alternative placed alongside | Evidence supported change, the field was not ready | **Alternative model, for study** |
| **Substance use, American system** | Abuse and dependence merged into one disorder, graded by criteria met | The abuse category was unreliable and not a milder stage | In routine use |
| **Substance use, international system** | Harmful use kept; dependence simplified to three features | Simplicity and global usability, including non-specialist settings | In force since 2022 |
| **Behavioural addictions** | Gambling, and then gaming, placed with the substance disorders | Shared course, comorbidity and neurobiology | Gambling routine, gaming newer |

Craving was added as a criterion and legal problems removed; a graded severity replaced the two-category split in both fields at once.

### STATUS: WHERE THIS SITS IN INDIAN PRACTICE

Indian records and certificates are coded on the international system, so the severity and trait model is the one that will be written down. The American categories remain the language of most teaching and of the trial literature, and the dimensional alternative there is still positioned for further study. Expect to read both, and to code one.

## WHAT EARNS THE MARKS

- **The reason for the change, not only the change:** comorbidity, poor reliability, and arbitrary thresholds.
- **The borderline qualifier explained as a deliberate exception,** which shows the system is understood.
- **Merged substance disorder with graded severity,** and craving in, legal problems out.
- **The status strip,** separating what is coded here from what is taught.

SEE ALSO Slot II - 76 cluster B personality disorders Slot II - 90 dependence, abuse and harmful use

II - 75

# What is caregiver burden? How to assess and manage caregiver burden of a patient with borderline personality disorder? [2+3+5]

2 + 3 + 5 | PERSONALITY DISORDERS | DNB - 1 APPEARANCES, 1 OF 78 SESSIONS

## SKELETON

| | |
|---|---|
| 2 Definition | Objective and subjective burden, and expressed emotion |
| 3 Assessment | Who to interview, what to ask, which instruments |
| 3 What is specific here | Why this disorder burdens a family differently |
| 2 Management | Educate, train, involve, relieve, and treat |

### THE DEFINITION

The physical, psychological, social and financial cost carried by the family of a person with illness. Objective burden is the measurable disruption to income, work, routine and health. Subjective burden is what it feels like: distress, shame, resentment and guilt. The two correlate poorly, so both are asked about.

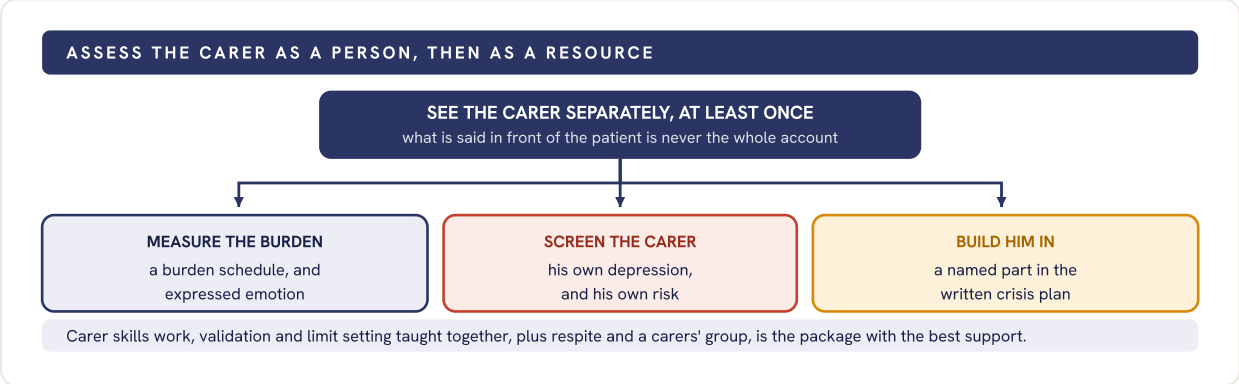


**Fig 075.1** Three destinations from one interview, with the carer's own morbidity in red because it is the part most often left unasked.

- **What is specific to this disorder.** Repeated self harm and crisis calls, real fear that he will die, feeling blamed by services, and the pull to rescue that erodes the family's own limits. High expressed emotion is common and worsens the course, and it is usually exhaustion rather than hostility.
- **The guilt about limits.** Families are told to set limits and then feel responsible when distress follows. Say plainly that a limit held consistently is part of treatment, and give them the crisis plan that makes holding it safe.

## WHAT EARNS THE MARKS

- **Objective and subjective burden distinguished,** with expressed emotion named alongside.
- **The carer interviewed separately,** the first box, and screened for his own illness.
- **A burden instrument named,** including one developed for Indian families.
- **The carer written into the crisis plan,** which converts assessment into management.

**SEE ALSO** Slot II - 73 borderline personality disorder  Slot II - 77 organic personality disorders  **SPRINT** Day 39, Community psychiatry and public health

II - 76

# Cluster B personality disorders. [10]

10 | PERSONALITY DISORDERS | RGUHS, TN-MGRMU - 3 APPEARANCES, 3 OF 78 SESSIONS

SKELETON

| | |
|---|---|
| 2 The cluster | What the grouping is, and what holds it together |
| 4 The four disorders | Each by its core motive, not by its symptom list |
| 2 Overlap | Why they co-occur, and how they are separated |
| 2 Where it is going | The dimensional reading of the same patients |

## THE CLUSTER

The dramatic, emotional and erratic group: antisocial, borderline, histrionic and narcissistic personality disorders. They share emotional dysregulation, impulsivity and difficulty sustaining relationships, and they co-occur so often that the cluster is better read as a region than as four separate boxes.

| DISORDER | CORE MOTIVE | HOW IT SHOWS | WHAT SETTLES IT |
|---|---|---|---|
| **Antisocial** | Getting what he wants, others not counted | Deceit, aggression, recklessness, no remorse | **Conduct disorder before fifteen** |
| **Borderline** | Not being abandoned | Affective storms, self harm, idealise then devalue | **Self directed harm, abandonment fear** |
| **Histrionic** | Being attended to | Theatrical, suggestible, shifting shallow emotion | Distress at not being the centre |
| **Narcissistic** | Being admired | Grandiosity, entitlement, envy, poor empathy | **Rage on a blow to self esteem** |

The motive column is what separates them under pressure. All four can look impulsive and angry in a crisis; only the reason differs.

- **Overlap and comorbidity.** Criteria sets overlap by design, and most patients meeting one set meet part of another. Substance use, depression, eating disorder and post-traumatic disorder are common, and childhood adversity is over-represented across the whole cluster.
- **Where classification is going.** The current international system does not use clusters at all. The same patients are described by severity plus trait domains, with dissociality and disinhibition carrying most of what this cluster used to name, and a borderline qualifier retained.
- **The caution worth writing.** These labels attract judgement. Antisocial personality disorder is not the same as psychopathy, most people carrying these diagnoses never offend, and all four are treatable.

## WHAT EARNS THE MARKS

- **Each disorder given by its motive,** as the second column does, rather than four recited criteria lists.
- **The three amber discriminators,** which is what separates them in an examination vignette.
- **Overlap acknowledged,** since a cluster that never co-occurs would not be a cluster.
- **The dimensional reading,** which shows the classification is current.

SEE ALSO Slot II - 73 borderline personality disorder Slot II - 74 recent changes in classification SPRINT Day 16, Personality disorders: framework, types and treatment

II - 77

# Clinical features and management of organic personality disorders. [10]

10 | PERSONALITY DISORDERS | KNRUHS - 1 APPEARANCES, 1 OF 78 SESSIONS

SKELETON

| | |
|---|---|
| 2 Definition | A change after brain insult, in a previously different person |
| 3 Clinical features | The six domains, and the syndromes by site |
| 2 Causes and workup | What must be found before it is called a personality |
| 3 Management | Environment first, behaviour second, drugs by target |

**THE DEFINITION, AND THE WORD THAT CARRIES IT**

A persistent change in the habitual pattern of behaviour, following brain disease, damage or dysfunction, in someone whose premorbid personality was different. Change is the operative word: without an informant who knew him before, this diagnosis cannot honestly be made.

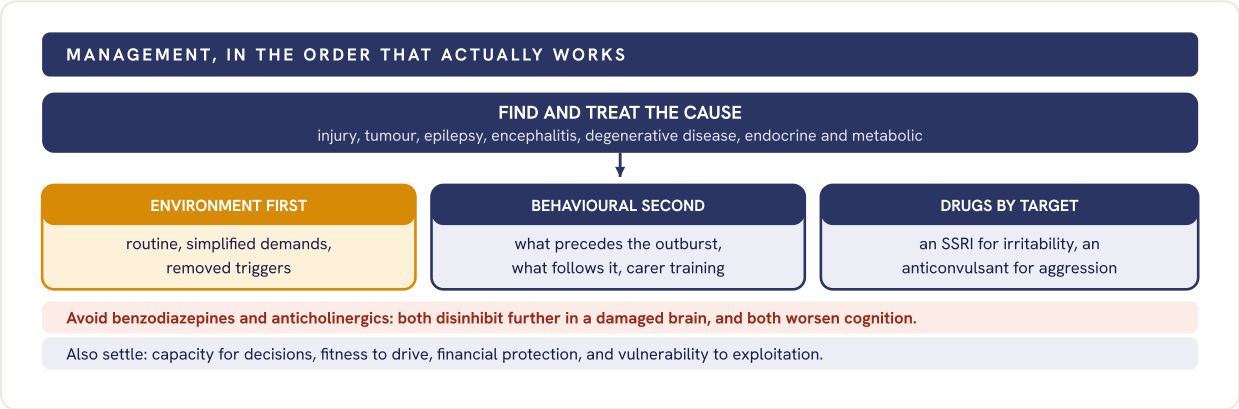


**Fig 077.1** Cause, then environment, then behaviour, then drugs, with the two classes that make it worse carried as a red strip.

- **Clinical features.** Reduced persistence with goal directed activity; emotional change with lability, shallow euphoria or apathy; disinhibited expression of impulses; suspiciousness or preoccupation with a single theme; altered rate and flow of speech with circumstantiality and stickiness; and altered sexual behaviour.
- **By site.** Orbitofrontal damage disinhibits, dorsolateral damage produces apathy with executive failure, and medial frontal damage gives loss of drive. Long standing temporal lobe epilepsy is associated with a described pattern of viscosity, hyperreligiosity and circumstantial writing.

**WHAT EARNS THE MARKS**

- **Change from a known premorbid personality,** with the informant stated as necessary.
- **The features given as domains,** and at least one syndrome tied to its site.
- **Environment and behaviour before drugs,** the order drawn on the figure.
- **The two drug classes to avoid,** and the capacity and driving questions.

SEE ALSO Slot II - 75 caregiver burden Slot II - 76 cluster B personality disorders

II - 78

# Personality disorders at the interface of psychiatry and the law: the legal use and the clinical clarification. [5+5]

5 + 5 | PERSONALITY DISORDERS | DNB - 1 APPEARANCES, 1 OF 78 SESSIONS

SKELETON

| | | |
|---|---|---|
| 2 | Where the question arises | Criminal, civil and mental health law, separately |
| 3 | The legal use | What each forum wants the diagnosis to decide |
| 3 | The clarification | What the diagnosis can and cannot support |
| 2 | The clinician's role | Inform the court; do not answer its question |

**THE ONE DISTINCTION THE WHOLE ANSWER RESTS ON**

A diagnosis is a clinical statement about a pattern of functioning. Responsibility, capacity and dangerousness are legal findings. The diagnosis is evidence towards them and is never equivalent to any of them, and most errors at this interface come from treating the two as the same statement.

| FORUM | WHAT IT WANTS DECIDED | WHAT A PERSONALITY DISORDER ACTUALLY SUPPORTS |
|---|---|---|
| **Criminal responsibility** | Did he know the nature of the act, or that it was wrong | **Almost never a defence: reasoning and knowledge are preserved** |
| **Fitness for trial** | Can he understand and instruct counsel | Rarely impaired by personality alone |
| **Mental health legislation** | Is there a mental illness, and has capacity been lost | **Admission turns on capacity, not on the diagnosis** |
| **Sentencing and risk** | How dangerous is he, and for how long | A risk factor within a structured assessment, never the whole judgement |
| **Civil matters** | Testamentary capacity, contracts, custody, service fitness | Decided function by function, at a stated time |

The statutory definition of mental illness turns on gross impairment of judgement, behaviour or the ability to meet ordinary demands of life, which is a functional test rather than a list of diagnoses.

- **The clinical clarification.** Diagnose longitudinally, never from one interview in custody. Separate the enduring pattern from state effects of intoxication, withdrawal, depression and detention itself. Antisocial personality disorder is not psychopathy, most people carrying these diagnoses never offend, and the disorders are treatable, which is itself relevant to disposal.
- **The ethical hazard.** A diagnosis can be used to extend detention on grounds of risk. The clinician's obligation is to state what the evidence supports and its uncertainty, in the court's language, and to leave the legal finding to the court.

WHAT EARNS THE MARKS

- **Diagnosis separated from the legal finding** in the first two lines.
- **The insanity test quoted in substance,** with the reason personality disorder rarely meets it.
- **Capacity, not diagnosis, named as the trigger** under mental health legislation.
- **The role boundary,** informing the court rather than answering it.

SEE ALSO Slot II - 76 cluster B personality disorders Slot II - 73 borderline personality disorder

II - 79

## Write a short note on anxious-avoidant personality disorder. [10]

10 | PERSONALITY DISORDERS | WBUHS - 1 APPEARANCES, 1 OF 78 SESSIONS

SKELETON

| | |
|---|---|
| 2 Definition | Wants closeness, avoids it, for one specific reason |
| 3 Clinical features | The criteria, and how the life is narrowed |
| 3 Differential | Sorted by what is feared and whether closeness is wanted |
| 2 Course and treatment | What helps, and the order it is offered in |

THE DEFINITION

A pervasive pattern of social inhibition, feelings of inadequacy and hypersensitivity to criticism, from early adulthood and across situations. He wants relationships and avoids them, restricting work and social life to stay safe from rejection, and will not become involved unless he is sure of being liked.

| CONDITION | WHAT IS FEARED | WHAT SETTLES IT |
|---|---|---|
| **Anxious avoidant personality** | Being judged inadequate, then rejected | **Wants closeness, believes he is inferior** |
| **Social anxiety disorder** | Scrutiny in specific situations | Later onset, situation bound, less pervasive self view |
| **Schizoid personality** | Nothing; closeness is not wanted | **No desire for relationships at all** |
| **Dependent personality** | Being left to manage alone | Clings once attached, rather than avoiding attachment |
| **Autism spectrum** | Not fear; social communication itself differs | Lifelong, with restricted interests and sensory features |

The two amber rows carry the note: wanting closeness separates this from schizoid, and a pervasive belief of inferiority separates it from situational social anxiety.

- **How the life narrows.** Jobs below ability are chosen for their low contact, promotions are declined, friendships are few and slow to form, and criticism is anticipated before it occurs. Depression, social anxiety and alcohol use are the usual comorbidities.
- **Treatment.** Cognitive behavioural work with graded social exposure and skills practice, and schema focused therapy where the inferiority belief is entrenched. A serotonergic drug treats comorbid social anxiety or depression and makes the exposure possible; it does not treat the personality pattern.
- **In the current international system.** Coded as personality disorder with prominent detachment and negative affectivity, graded by severity, rather than as a named type.

WHAT EARNS THE MARKS

- **Wanting contact while avoiding it,** stated in the definition, which is the whole of the disorder.
- **The schizoid comparison,** the second amber cell, which is the commonest examination discriminator.
- **Pervasive and early, against situational,** when separating it from social anxiety disorder.
- **Drugs placed as an enabler of therapy,** not as treatment of the personality.

SEE ALSO Slot II - 76 cluster B personality disorders Slot II - 74 recent changes in classification

AREA 11 OF 14 · P2-A14

# Clinical assessment and cross-cutting nosology

| 6 | 5.5% | II-80 | II-85 |
|---|---|---|---|
| SLOTS IN THIS BOOK | SHARE OF THE HUNDRED | FIRST SLOT | LAST SLOT |

HIGH 2 SINGLE 4

### REVISION ORDER

EEG first, it is the one most often set. The nosology slot next, and give it time: it is three questions in one. Culture-bound syndromes after that. Functional MRI, functional impairment and the compliance slot are all short.

### WHAT IS IN THIS AREA

EEG and functional MRI in psychiatry, the history of nosology with the Indian concepts and the conceptual differences between DSM-5 and ICD-11, the culture-bound syndromes with two Indian ones in detail, functional impairment and the tools that measure it, and treatment compliance set against adherence.

II - 80

## Discuss briefly the role of functional magnetic resonance imaging in psychiatry. [10]

10 CLINICAL ASSESSMENT AND CROSS-CUTTING NOSOLOGY

KNRUHS - 1 APPEARANCES, 1 OF 78 SESSIONS

SKELETON

| | |
|---|---|
| 2 What it measures | An indirect signal, and the two designs |
| 4 Disorder findings | The replicated ones, disorder by disorder |
| 2 Clinical uses | Where it touches a patient today |
| 2 Limits | Why it is not a diagnostic test |

### WHAT IT ACTUALLY MEASURES

The blood oxygen level dependent signal, a haemodynamic proxy for neuronal activity rather than the activity itself. Good spatial resolution, poor temporal resolution. Two designs: task-based, comparing conditions, and resting state, mapping intrinsic networks such as the default mode, salience and central executive networks.

| DISORDER | THE FINDING MOST OFTEN REPLICATED | WHAT IT IS TAKEN TO MEAN |
|---|---|---|
| **Schizophrenia** | Inefficient prefrontal recruitment on working memory; salience network disruption | **Dysconnectivity rather than one lesion** |
| **Depression** | Amygdala hyperreactivity to negative material with weak prefrontal regulation | A control-and-reactivity imbalance |
| **Obsessive-compulsive** | Hyperactivity in the cortico-striato-thalamo-cortical loop | **A circuit target for neurosurgery** |
| **Post-traumatic stress** | Amygdala overactivity, reduced ventromedial prefrontal control | Failure of extinction learning |
| **Addiction** | Ventral striatal cue reactivity with prefrontal control deficits | Reward learning gone wrong |

- **Where it reaches a patient.** Presurgical language and memory mapping; individualised targeting of transcranial magnetic stimulation using functional connectivity; real-time neurofeedback in trials; and target identification for deep brain stimulation.
- **The limits.** Findings are group averages with overlapping distributions, so they do not diagnose an individual. Individual measures are of limited test-retest reliability, motion corrupts data, and cost and access confine it largely to research.

### WHAT EARNS THE MARKS

- **Saying the signal is indirect** in the first line, which frames everything after it.
- **Task-based and resting-state separated,** with a named network.
- **Findings tied to what they are taken to mean,** which is what the grid does.
- **The clear statement that it is not a diagnostic test,** which most answers avoid saying outright.

SEE ALSO Slot II - 81 electroencephalography SPRINT

Day 19, Psychotherapies, clinical assessment, MSE and nosology

II - 81

## Write a note on electroencephalography in psychiatry. [10]

10 CLINICAL ASSESSMENT AND CROSS-CUTTING NOSOLOGY

KNRUHS, KUHS - 2 APPEARANCES, 2 OF 78 SESSIONS

SKELETON

| | |
|---|---|
| 2 What it records | Cortical postsynaptic potentials, and the rhythms |
| 4 Patterns that decide | The findings that change the diagnosis |
| 2 Other uses | Drugs, electroconvulsive therapy, sleep, research |
| 2 Limits | What a normal and an abnormal record each fail to prove |

### WHAT IT RECORDS

Summated postsynaptic potentials of cortical pyramidal neurons, with excellent temporal and poor spatial resolution. Rhythms by frequency: delta below four hertz, theta four to eight, alpha eight to thirteen, beta thirteen to thirty, gamma above that. In psychiatry it is used mainly to answer one question: is this presentation driven by something other than a primary psychiatric disorder.

| PATTERN | POINTS TO | WHY IT MATTERS HERE |
|---|---|---|
| **Diffuse slowing** | Delirium, and it tracks with severity | **Separates delirium from a functional psychosis** |
| **Triphasic waves** | Metabolic, classically hepatic encephalopathy | A treatable cause found |
| **Periodic sharp wave complexes** | Creutzfeldt-Jakob disease | A rapidly progressive dementia explained |
| **Extreme delta brush** | Anti-NMDA receptor encephalitis | **Immunotherapy, not antipsychotics** |
| **Ictal or continuous discharges** | Non-convulsive status epilepticus | **A psychiatric presentation that is a seizure** |
| **Normal during an event** | Dissociative non-epileptic seizures | Video recording is the standard |

Amber marks the three patterns that change management the same day they are read.

- **Other uses.** Drug effects: benzodiazepines raise beta, clozapine causes dose-related slowing and spikes, lithium slows the record. Seizure adequacy and post-ictal suppression during electroconvulsive therapy. Polysomnography for sleep disorders. In research, event-related potentials such as the reduced P300 and mismatch negativity in schizophrenia.
- **The limits.** No electroencephalographic pattern establishes a primary psychiatric diagnosis. A normal record does not exclude epilepsy, and minor abnormalities occur in well people. Sleep deprivation and repeat recording raise the yield.

### WHAT EARNS THE MARKS

- **The purpose stated up front:** exclusion of a non-psychiatric cause.
- **Named patterns tied to named conditions,** which is what the grid delivers.
- **Non-convulsive status epilepticus mentioned by name,** the highest-value line in the answer.
- **Both limits given,** that a normal record proves little and an abnormal one is not specific.

SEE ALSO Slot II - 80 functional imaging SPRINT Day 19, Psychotherapies, clinical assessment, MSE and nosology

II - 82

# Describe the history of nosology in psychiatry. What are the Indian concepts in it? Discuss the conceptual differences between DSM-5 and ICD-11. [3+2+5]

3 + 2 + 5 | CLINICAL ASSESSMENT AND CROSS-CUTTING NOSOLOGY

DNB - 1 APPEARANCES, 1 OF 78 SESSIONS

## SKELETON

| | | |
|---|---|---|
| 3 | The lineage | Five moments, each with what it settled |
| 2 | The Indian strand | Unmada, and what survives in current practice |
| 5 | The two systems | Purpose, structure, personality, new categories |

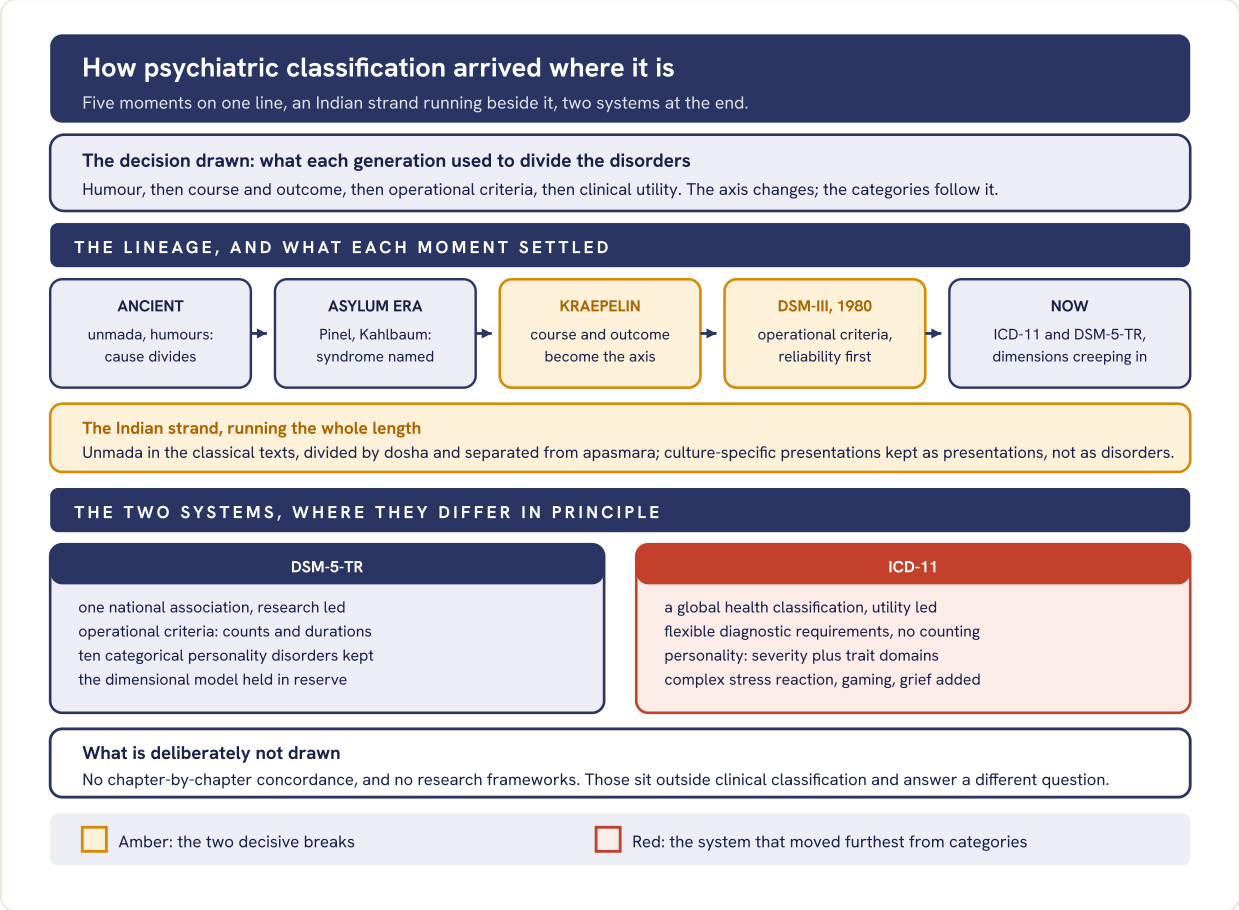


**Fig 082.1** One axis, what each generation used to divide the disorders, carrying the field from cause to course to criteria to clinical utility, with the Indian strand shown as continuous rather than as an appendix.

- **The deepest difference.** Purpose. A manual written for research reliability counts symptoms; a classification written for global health service use describes a prototype and trusts the clinician. Almost every structural difference follows from that.

## WHAT EARNS THE MARKS

- **The axis named at each stage,** cause, then course, then criteria, then utility.
- **Unmada given with its own internal division,** not mentioned as a passing courtesy.
- **Personality disorder used as the worked example** of the conceptual gap between the systems.

**SEE ALSO** Slot II - 83 culture bound syndromes **SPRINT**

Day 19, Psychotherapies, clinical assessment, MSE and nosology

II - 83

## What are culture bound syndromes? Name those prevalent in India. Describe any two Indian examples in detail. [2+2+6]

2 + 2 + 6 | CLINICAL ASSESSMENT AND CROSS-CUTTING NOSOLOGY

DNB, RGUHS - 2 APPEARANCES, 2 OF 78 SESSIONS

### SKELETON

| | |
|---|---|
| 2 Definition | And the three terms that replaced it |
| 2 The Indian list | Named, with where each is seen |
| 6 Two in detail | Picture, belief, differential, management |

### THE DEFINITION, AND WHY THE TERM CHANGED

Locality-specific patterns of distress and behaviour, recurrent within a culture, which may or may not map onto a diagnostic category. DSM-5 retired the single term and replaced it with three: the cultural syndrome, the cultural idiom of distress and the cultural explanation of cause. ICD-11 treats them as culturally specific presentations of recognised disorders. The Cultural Formulation Interview is the tool for eliciting them.

| PRESENTATION | THE CORE COMPLAINT | WHERE REPORTED |
|---|---|---|
| **Dhat syndrome** | Fatigue and weakness attributed to loss of semen in urine | **Across India, chiefly young men** |
| **Possession states** | Identity taken over by a spirit or deity, time limited | **Nationwide, often at shrines** |
| **Koro-like episodes** | Fear of genital retraction, sometimes in local epidemics | Eastern and north-eastern India |
| **Suchi-bai** | Overwhelming preoccupation with ritual pollution and washing | Eastern India, chiefly widows |
| **Ascetic syndrome** | Withdrawal into religious austerity with social renunciation | Young men, described in India |

- **Dhat syndrome.** A young man, often unmarried and from a rural background, reports whitish discharge in urine believed to be semen, with weakness, poor concentration, anxiety and sexual dysfunction. The belief rests on the classical idea of semen as the most refined bodily essence. Differential: depressive and anxiety disorders, urinary infection, sexual dysfunction. Management: examine, then explain the physiology, correct the myth, treat the comorbid disorder, and stop the cycle of tonics and repeat tests.
- **Possession states.** Altered identity and consciousness with a changed voice, most often in young women with little social power, usually brief and socially sanctioned. Separate sanctioned trance from dissociative trance disorder, from psychosis and from temporal lobe seizures. Engage the family and the faith healer rather than confronting them, and treat what is treatable.

### WHAT EARNS THE MARKS

- **The three replacement terms named,** which shows the current position rather than the older one.
- **A list with locations attached,** not just names.
- **Each detailed example carried through four beats:** picture, belief, differential, management.
- **Collaboration rather than confrontation with traditional healers,** which is the practice mark.

SEE ALSO Slot II - 82 nosology and the Indian strand SPRINT

Day 19, Psychotherapies, clinical assessment, MSE and nosology

II - 84

## Define functional impairment. What are its manifestations? What scales and assessment tools are used? [2+2+6]

2 + 2 + 6 | CLINICAL ASSESSMENT AND CROSS-CUTTING NOSOLOGY

DNB - 1 APPEARANCES, 1 OF 78 SESSIONS

### SKELETON

| | |
|---|---|
| **2 Definition** | The three-level framework, named properly |
| **2 Manifestations** | Domain by domain, not a list of symptoms |
| **4 The instruments** | Generic, disorder specific, and the Indian statutory one |
| **2 Choosing one** | What the answer depends on |

### THE DEFINITION

Reduction in the ability to carry out activities and fulfil life roles expected for a person's age, sex and social context, arising from a health condition. The international classification of functioning separates three levels: impairment of body function or structure, activity limitation, and participation restriction, each modified by environmental and personal context. Impairment is not the same as disability, and neither equals symptom severity.

| INSTRUMENT | WHAT IT MEASURES | WHERE IT IS USED |
|---|---|---|
| **WHO Disability Assessment Schedule** | Six domains: cognition, mobility, self-care, getting along, life activities, participation | **The generic standard, all diagnoses** |
| **Indian Disability Evaluation and Assessment Scale** | Self-care, interpersonal activity, communication, work, plus duration of illness | **Statutory certification in India** |
| **Sheehan Disability Scale** | Three items: work, social life, family life | Brief, common in trials |
| **Personal and Social Performance Scale** | Four areas, clinician rated | Schizophrenia |
| **Functioning Assessment Short Test** | Six domains including autonomy and cognition | Bipolar disorder |
| **Global Assessment of Functioning** | A single number for symptoms and function together | Withdrawn for conflating the two |

Amber marks the two that must appear: the generic instrument the classification recommends, and the one Indian certification actually runs on.

- **Manifestations by domain.** Self-care and household tasks; work or study, through both absence and reduced output while present; family and social roles; leisure and community participation; independent living and finances; and the burden that falls on the carer.

### WHAT EARNS THE MARKS

- **The three-level framework named,** since it is what separates impairment from disability.
- **Manifestations given as domains,** which is what a functional assessment actually asks about.
- **The Indian statutory instrument named** and linked to certification under disability law.
- **A reason for withdrawing the global scale,** which shows why function is rated separately from symptoms.

SEE ALSO Slot II - 85 treatment compliance SPRINT Day 19, Psychotherapies, clinical assessment, MSE and nosology

II - 85

## What is treatment compliance and why does it matter? How does it differ from adherence? Discuss the methods used to improve compliance in psychiatry. [1+1+2+6]

1 + 1 + 2 + 6 | CLINICAL ASSESSMENT AND CROSS-CUTTING NOSOLOGY

DNB - 1 APPEARANCES, 1 OF 78 SESSIONS

### SKELETON

| | |
|---|---|
| 2 The three terms | What each assumes about who decides |
| 2 Why it matters | Relapse, readmission, false treatment resistance |
| 5 Improving it | Patient, treatment, service, each with real measures |
| 1 Measuring it | How you would know whether any of it worked |

| TERM | WHAT IT DESCRIBES | WHO SETS THE PLAN | WHAT SETTLES THE DIFFERENCE |
|---|---|---|---|
| **Compliance** | Behaviour matching the prescriber's instruction | The clinician | **The patient is passive in the word itself** |
| **Adherence** | Behaviour matching a recommendation the patient agreed to | Both, by agreement | **Autonomy is preserved; the preferred term** |
| **Concordance** | The quality of the consultation, not the behaviour after it | A negotiation of beliefs | It describes the meeting, not the pills |
| **Persistence** | How long treatment is continued at all | Neither, it is a duration | A different measure, often confused |

Amber cells carry the distinction the question is asking for. The fourth row is included because persistence is routinely reported as if it were adherence.

- **Why it matters.** Partial or complete non-adherence is the commonest identifiable cause of relapse in schizophrenia and bipolar disorder, and it drives readmission, suicide risk, and the mislabelling of an untried treatment as treatment resistant.
- **Improving it, at three levels.** Patient: psychoeducation with the family, motivational interviewing, working with the person's own explanatory model. Treatment: simplify to once daily, actively treat side effects, offer a long-acting injectable, monitor plasma levels where available. Service: continuity with one clinician, shared decision making, reminders, assertive follow up, and involving the family who in practice supervise medication at home.

**PITFALL**

Treating non-adherence as a fault in the patient. It is usually a modifiable problem in the treatment or the service, and side effects are the commonest single reason. Ask about them before assuming anything else.

### WHAT EARNS THE MARKS

- **The terms distinguished on who sets the plan,** which is the real difference and not a matter of style.
- **Measures grouped at three levels,** rather than offered as one undifferentiated list.
- **The long-acting injectable named,** with family supervision noted as the Indian reality.
- **A method of measurement,** self-report, pill count, refill records or plasma level, which most answers never supply.

**SEE ALSO** Slot II - 84 functional impairment **SPRINT** Day 19, Psychotherapies, clinical assessment, MSE and nosology

AREA 12 OF 14 · P2-A06

# Substance use: general concepts and alcohol

| 5 | 4.5% | II-86 | II-90 |
|---|---|---|---|
| SLOTS IN THIS BOOK | SHARE OF THE HUNDRED | FIRST SLOT | LAST SLOT |

HIGH 2 SINGLE 3

## REVISION ORDER

Delirium tremens first, it is short and it is set often. The neuropsychiatric slot next, it is the longest here. Early onset dependence and relapse prevention after that. The definitional slot last: it rewards precision rather than length.

## WHAT IS IN THIS AREA

The neuropsychiatric complications of chronic alcohol use with their treatment and a locality reduction plan, delirium tremens, early onset alcohol dependence syndrome, non-pharmacological relapse prevention, and the definitional slot that separates use, abuse, harmful use and dependence and asks for the role of dopamine.

II - 86

## Discuss in detail various neuropsychiatric disorders associated with chronic alcohol use/dependence. Write, in brief, about their treatment. How can you plan to reduce alcohol use in your area? [3+4+3]

3 + 4 + 3 | SUBSTANCE USE: GENERAL CONCEPTS AND ALCOHOL

DNB - 1 APPEARANCES, 1 OF 78 SESSIONS

SKELETON

| | |
|---|---|
| 3 The syndromes | Deficiency, toxic and withdrawal groups, each named |
| 4 Treatment | Thiamine before glucose, then the group specific step |
| 3 The area plan | Screen, brief intervention, refer, district programme |

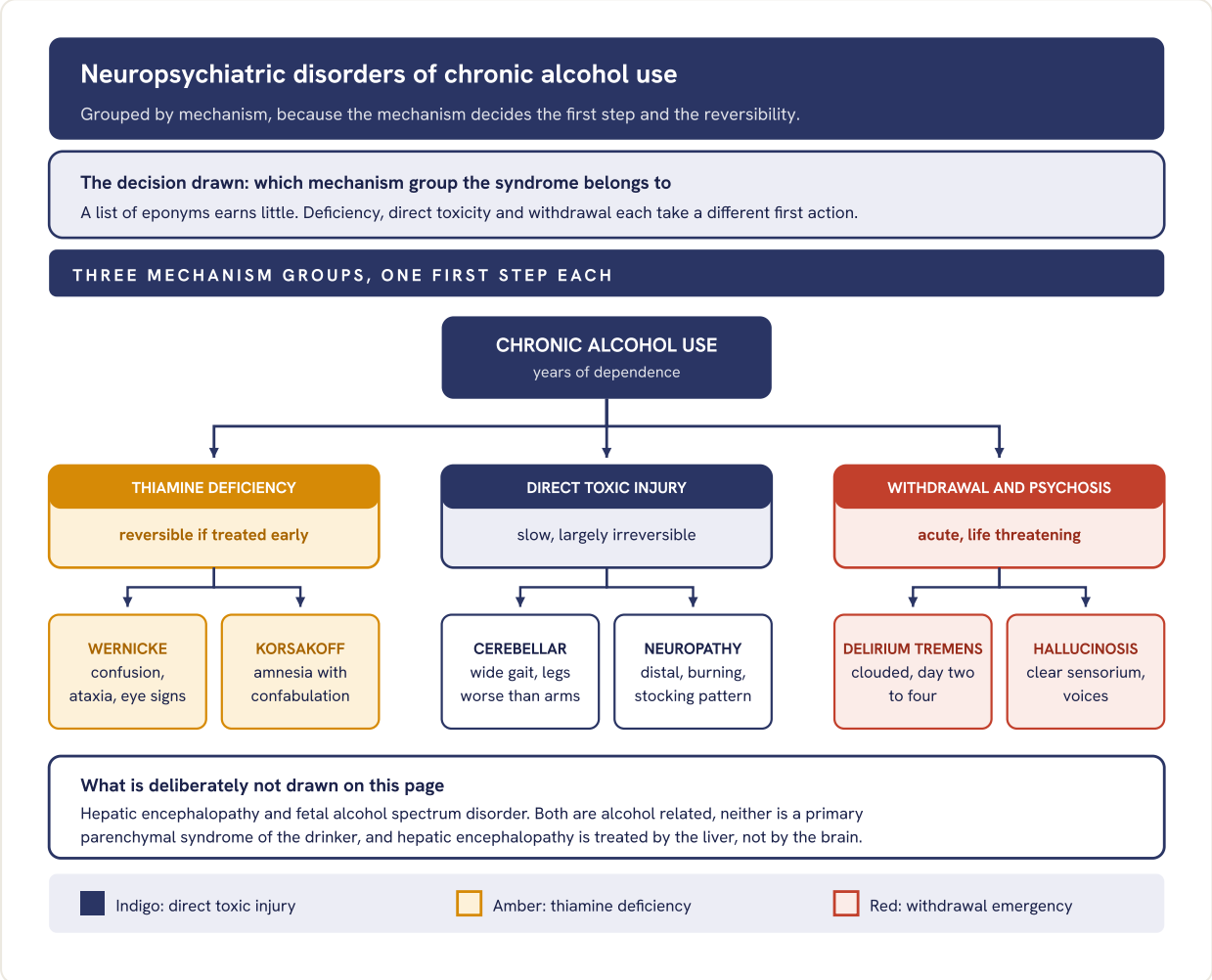


**Fig 086.1** The syndromes sorted by mechanism, with the two reversible amber leaves kept together because they share one treatment.

- **Treatment.** Parenteral thiamine before any glucose load; 500 mg intravenously thrice daily for three days in suspected Wernicke encephalopathy, then oral. Benzodiazepine cover for withdrawal. Once dry, naltrexone, acamprosate or disulfiram with supervision.
- **The area plan.** Map the burden, screen every general clinic attender with AUDIT, deliver brief intervention on the spot, refer to the district de-addiction service under the national drug demand reduction plan, and link recovery to mutual help groups.

**PITFALL**

Korsakoff is not dementia. Selective anterograde amnesia with confabulation and intact procedural learning follows a thiamine emergency; global decline over years is alcohol related dementia, and thiamine will not reverse it.

## WHAT EARNS THE MARKS

- **The three mechanism groups on the plate, named as groups.** Grouping is what turns a list of eponyms into an answer.
- **Thiamine written before glucose,** ahead of every other treatment line.
- **Korsakoff separated from alcohol related dementia,** as the pitfall box does.
- **An area plan built on screening and referral,** with a named national programme, not on exhortation.

**SEE ALSO** Slot II - 87 delirium tremens Slot II - 89 relapse prevention without drugs **SPRINT** Day 13, Substance use disorders

II - 87

# Delirium tremens. [10]

10 SUBSTANCE USE: GENERAL CONCEPTS AND ALCOHOL

KUHS, RGUHS - 2 APPEARANCES, 2 OF 78 SESSIONS

SKELETON

| | |
|---|---|
| 2 Definition | The withdrawal delirium, and when in the week it starts |
| 2 Where it sits | The withdrawal timeline, so the diagnosis is dated |
| 3 Clinical picture | Clouding, hallucinations, tremor, autonomic storm |
| 3 Management | Benzodiazepine, thiamine, fluids, treat the precipitant |

THE DEFINITION

An acute, transient, fluctuating organic brain syndrome occurring on withdrawal of alcohol in a physically dependent drinker, marked by clouding of consciousness, disorientation, vivid perceptual disturbance, coarse tremor and autonomic overactivity. It is a medical emergency, not a psychiatric one.

| HOURS DRY | WHAT APPEARS | CONSCIOUSNESS | WHAT SETTLES IT |
|---|---|---|---|
| 6 to 12 | Tremor, sweating, nausea, anxiety | Clear | Simple withdrawal |
| 12 to 24 | Alcoholic hallucinosis, usually voices | Clear | **Clear sensorium excludes delirium** |
| 24 to 48 | Generalised withdrawal seizures | Post-ictal only | Fits precede, they do not define |
| 48 to 96 | Delirium tremens | Clouded and fluctuating | **Clouding plus autonomic storm** |

Dating the picture from the last drink is the cheapest mark on this question, and the one most often left out.

- **Clinical picture.** Disorientation to time and place, vivid visual hallucinations that are often small animals, tactile misperception, marked tremor, fever, tachycardia, hypertension and profuse sweating, worse at night, with fear and psychomotor overactivity.
- **Management.** Monitored medical bed. Chlordiazepoxide by symptom triggered regimen, or lorazepam 2 to 4 mg when liver function is poor. Parenteral thiamine before glucose. Correct fluids, potassium and magnesium. Add haloperidol only under benzodiazepine cover.
- **Look for the precipitant.** Infection, head injury, pancreatitis, gastrointestinal bleed or hepatic decompensation is present in a large minority, and untreated it is what kills.

WHAT EARNS THE MARKS

- **The 48 to 96 hour window, stated as a number.** The table dates it; prose usually does not.
- **Clouded consciousness named as the discriminator** from alcoholic hallucinosis in the row above it.
- **Benzodiazepine as the treatment and antipsychotic as an adjunct,** never the reverse.
- **The search for a precipitant,** written as part of management rather than as an afterthought.

SEE ALSO Slot II - 86 neuropsychiatric disorders of alcohol Slot II - 88 early onset alcohol dependence SPRINT Day 13, Substance use disorders

II - 88

# Early onset alcohol dependence syndrome. [10]

10 SUBSTANCE USE: GENERAL CONCEPTS AND ALCOHOL

RGUHS, WBUHS - 2 APPEARANCES, 2 OF 78 SESSIONS

SKELETON

| | |
|---|---|
| 2 Definition | Dependence, and what the word early adds to it |
| 3 The typologies | Cloninger and Babor, and the axis each divides on |
| 3 Clinical picture | Temperament, family loading, comorbidity, course |
| 2 Why it matters | What treatment changes because onset was early |

THE DEFINITION

Alcohol dependence syndrome by the usual criteria, with onset of dependent drinking before about twenty five years. Age at onset is used as a marker for a distinct subtype rather than as a simple description, because it tracks heritability, temperament and treatment response.

| DOMAIN | EARLY ONSET | LATE ONSET | WHAT SETTLES IT |
|---|---|---|---|
| **Typology** | Cloninger type II, Babor type B | Cloninger type I, Babor type A | Age at first dependence |
| **Temperament** | High novelty seeking, low harm avoidance | High harm avoidance, high reward dependence | **Novelty seeking is the pivot** |
| **Heredity** | Male limited, strong paternal loading | Milieu dependent, both sexes | **Paternal alcohol use and criminality** |
| **Drinking** | Spontaneous seeking, inability to abstain | Binges with loss of control, then guilt | Abstain versus control failure |
| **Comorbidity** | Antisocial traits, other drugs, violence | Anxiety and depression | Externalising versus internalising |
| **Course** | Faster progression, poorer outcome | Slower, better outcome | **Prognosis, not severity alone** |

Amber cells are the discriminators. Age alone is descriptive; temperament and family loading are what make the subtype a claim.

- **Why it matters.** Early onset predicts poorer response to insight oriented work and a better response to structured coping skills training. Ondansetron has trial support in early onset drinkers specifically, while naltrexone suits the later onset, family history positive pattern.
- **The honest limit.** These are dimensional tendencies, not categories. A sizeable proportion of drinkers fit neither type cleanly, and no typology is diagnostic in either classificatory system.

WHAT EARNS THE MARKS

- **Both typologies named,** Cloninger and Babor, with the axis each divides on stated before the grid.
- **Temperament and paternal loading marked as the discriminators,** not age by itself.
- **A treatment consequence,** which is what turns a classification into an answer.
- **The honest limit line.** Naming it reads as command of the literature.

SEE ALSO Slot II - 87 delirium tremens Slot II - 90 dependence, abuse and harmful use SPRINT Day 13, Substance use disorders

II - 89

# Non pharmacological methods in the relapse prevention of alcohol use disorder. [10]

10 | ASKED AT 7 MARKS | SUBSTANCE USE: GENERAL CONCEPTS AND ALCOHOL

TN-MGRMU - 1 APPEARANCES, 1 OF 78 SESSIONS

## SKELETON

| | |
|---|---|
| 2 Why non drug | Relapse is situational; medication does not teach coping |
| 2 Engage first | Stage of change, then motivational enhancement |
| 4 The three lanes | Individual, family and couple, community |
| 2 Evidence and aftercare | What the trials showed, and the follow-up rule |

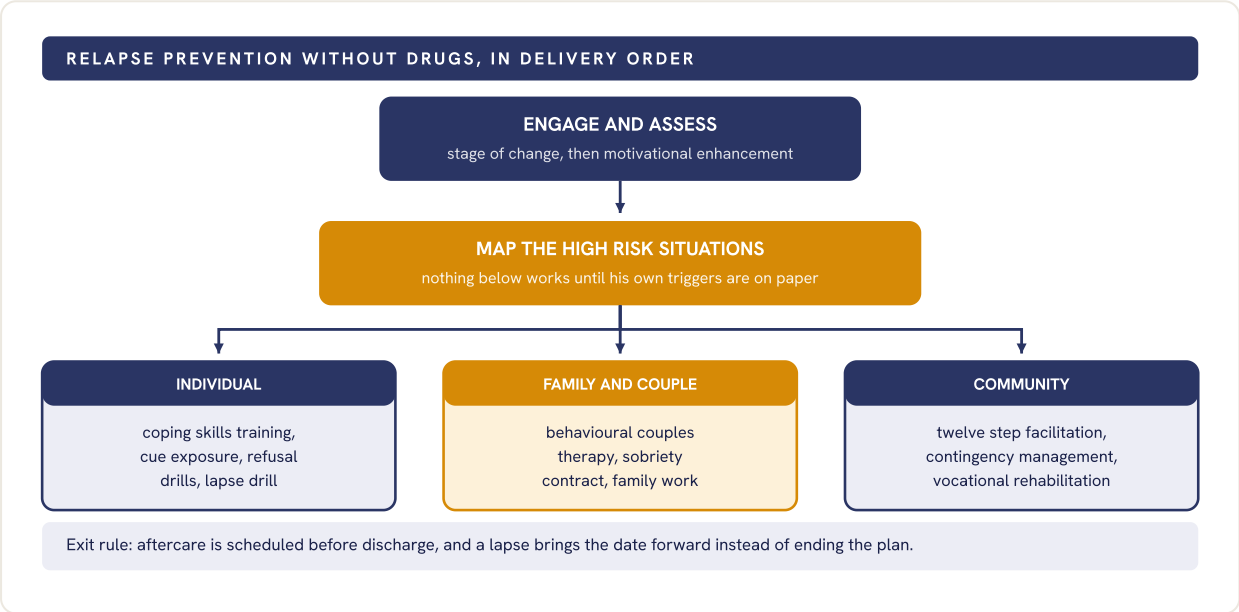


**Fig 089.1** Engagement first, the trigger map as the gate, then three lanes that run together rather than in sequence.

- **The cognitive behavioural core.** Identify high risk situations, train coping responses, rehearse drink refusal, correct outcome expectancies, and plan for the seemingly irrelevant decisions that walk a man past his old bar.
- **The abstinence violation effect.** A lapse read as proof of failure becomes a relapse. Reframing it as a high risk situation that was mishandled is itself a technique.
- **Match the method to the stage.** For an ambivalent drinker motivational enhancement is the intervention, not a warm up; coping skills training delivered in precontemplation wastes both.

## WHAT EARNS THE MARKS

- **The trigger map placed before the lanes,** as the amber gate on the flowchart.
- **Three lanes kept apart,** individual, family and community, rather than one list of therapy names.
- **The abstinence violation effect, named.** It is the concept the question is testing.
- **Aftercare scheduled before discharge,** the exit rule on the foot of the figure.

**SEE ALSO** Slot II - 86 neuropsychiatric disorders of alcohol Slot II - 13 motivational enhancement therapy **SPRINT** Day 13, Substance use disorders

II - 90

## Define dependence of psychoactive substance. How is it different from use, abuse and harmful use? Discuss the role of dopamine in context of psychoactive substance use. [3+3+4]

3 + 3 + 4 | SUBSTANCE USE: GENERAL CONCEPTS AND ALCOHOL

DNB - 1 APPEARANCES, 1 OF 78 SESSIONS

### SKELETON

| | |
|---|---|
| 3 The definition | The dependence syndrome, quoted, with its time rule |
| 3 The grid | Use, harmful use and dependence, domain by domain |
| 2 The circuit | Where dopamine sits and what all these drugs share |
| 2 What dopamine does | Wanting, not liking, and the shift to habit |

### THE DEFINITION

A cluster of physiological, behavioural and cognitive phenomena in which use of a substance takes on a much higher priority than behaviours that once had greater value. Three of six features, together, at some time in the previous twelve months.

| DOMAIN | HARMFUL USE | DEPENDENCE | WHAT SETTLES IT |
|---|---|---|---|
| **Core question** | Has damage occurred | Has control been lost | **Loss of control, not quantity** |
| **Physiology** | Tolerance and withdrawal not required | Tolerance and withdrawal usual | Relief drinking or dosing |
| **Salience** | Use is one activity among several | Use displaces work and family | **Priority over former interests** |
| **Craving** | Not part of the definition | Strong desire or compulsion | The reported compulsion |
| **Persistence** | May stop once harm is shown | Continues with the harm known | **Use despite known harm** |

Use is consumption without damage or loss of control. Abuse is the older American term and maps closely onto harmful use.

- **The circuit.** Every drug of dependence raises dopamine in the nucleus accumbens, directly as cocaine and amphetamine do, or by disinhibiting ventral tegmental neurons as opioids, alcohol and nicotine do.
- **What dopamine actually does.** It is not the pleasure signal. Phasic dopamine encodes reward prediction error and attaches incentive salience to cues, so wanting grows and outlasts liking.
- **The shift.** With repetition control migrates from ventral to dorsal striatum and use becomes habit. Striatal D2 availability falls, which is why abstinence alone does not restore free choice.

### WHAT EARNS THE MARKS

- **The definition written out with the three of six rule** and the twelve month window.
- **Loss of control named as the discriminator,** as the first amber cell does, rather than a list of ten differences.
- **Dopamine described as wanting rather than pleasure,** and the ventral to dorsal shift that links it to relapse.

SEE ALSO Slot II - 88 early onset alcohol dependence Slot II - 11 neurobiology of opioid use disorder SPRINT Day 13, Substance use disorders

AREA 13 OF 14 · P2-A03

# Other psychoses and catatonia

| 5 | 4.3% | II-91 | II-95 |
|---|---|---|---|
| SLOTS IN THIS BOOK | SHARE OF THE HUNDRED | FIRST SLOT | LAST SLOT |

ANCHOR 1 | RECURRENT 1 | SINGLE 3

## REVISION ORDER

The two delusional disorder slots together, because they are the same answer asked at two widths, and the shared-delusion slot sits directly on top of them. Catatonia next, and it is the anchor here. Schizoaffective disorder last, where the nosology is the part that earns the marks.

## WHAT IS IN THIS AREA

Catatonia, schizoaffective disorder and its nosological status, delusional disorder in two slots, and shared delusional disorder. Five slots, and four of them are one family.

II - 91

## What is catatonia? Briefly discuss etiology, clinical features and management of catatonia. [10]

10 | OTHER PSYCHOSES AND CATATONIA

TN-MGRMU, WBUHS - 3 APPEARANCES, 3 OF 78 SESSIONS

SKELETON

| | |
|---|---|
| 2 What it is | A syndrome across diagnoses, not a subtype of schizophrenia |
| 3 Aetiology | Psychiatric, neurological, medical and drug related causes |
| 3 Clinical features | Three presentations, the signs, and the rating scale |
| 2 Management | Lorazepam, then ECT, and stopping what worsens it |

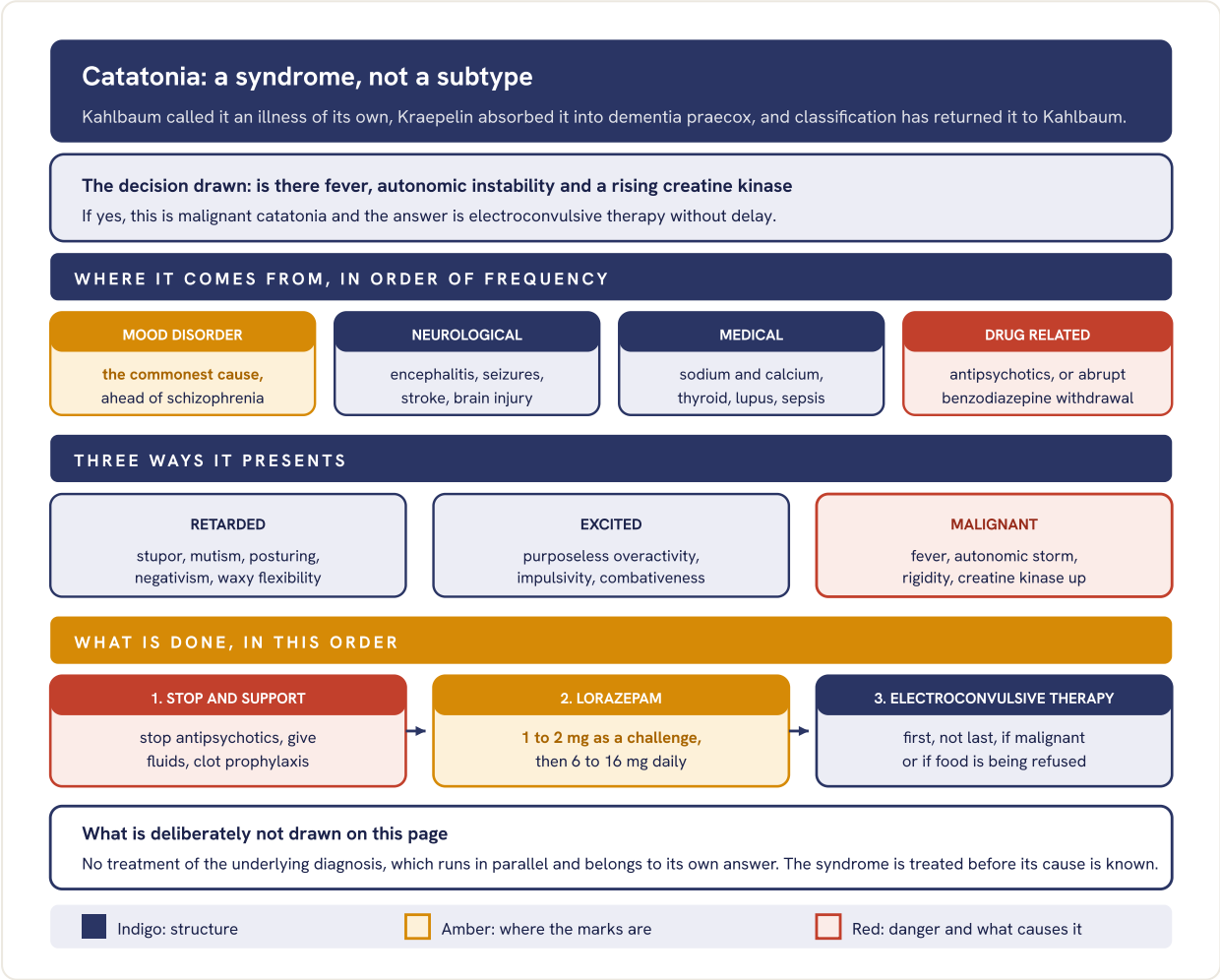


**Fig 091.1** Catatonia as cause, presentation and treatment, with the malignant form separated because it changes the order.

- **Recognising it.** Fourteen signs make the bedside screen and twenty three the full scale: stupor, mutism, negativism, posturing, catalepsy, waxy flexibility, staring, grimacing, echolalia, echopraxia, stereotypy, automatic obedience, ambitendency, refusal of food.
- **The challenge test.** One to two milligrams of lorazepam given intravenously or intramuscularly, with the scale rated before and after. Improvement within ten minutes is both diagnostic and the start of treatment, and most non-malignant cases respond.

- **Investigations.** Creatine kinase, electrolytes, calcium, renal and liver function, thyroid, an electroencephalogram to exclude non-convulsive status, and an antibody screen if onset was rapid.

**PITFALL**

Giving an antipsychotic to a mute, immobile patient assumed to be psychotic. It can convert simple catatonia into the malignant form. The antipsychotic is stopped, not started, until the catatonia has cleared.

**WHAT EARNS THE MARKS**

- **Catatonia named as a transdiagnostic syndrome,** with mood disorder given as the commonest cause.
- **Causes grouped into four families,** not listed as one run of conditions.
- **The lorazepam challenge described as diagnostic and therapeutic at once.**
- **Electroconvulsive therapy placed first in the malignant form.**

**SEE ALSO** Slot II - 46 neuroleptic malignant syndrome Slot II - 92 schizoaffective disorder

II - 92

# Discuss the nosological status, differential diagnosis, and biological and psychological treatment of schizoaffective disorder. [2+2+3+3]

2 + 2 + 3 + 3 | OTHER PSYCHOSES AND CATATONIA | DNB - 1 APPEARANCES, 1 OF 78 SESSIONS

## SKELETON

| | |
|---|---|
| 2 **Nosological status** | Where it sits, and why the category stays contested |
| 2 **The rules that decide it** | The two week window, and the majority of illness rule |
| 3 **Biological treatment** | Antipsychotic backbone, then the mood agent, then ECT |
| 3 **Psychological treatment** | Psychoeducation, relapse signature, family and work |

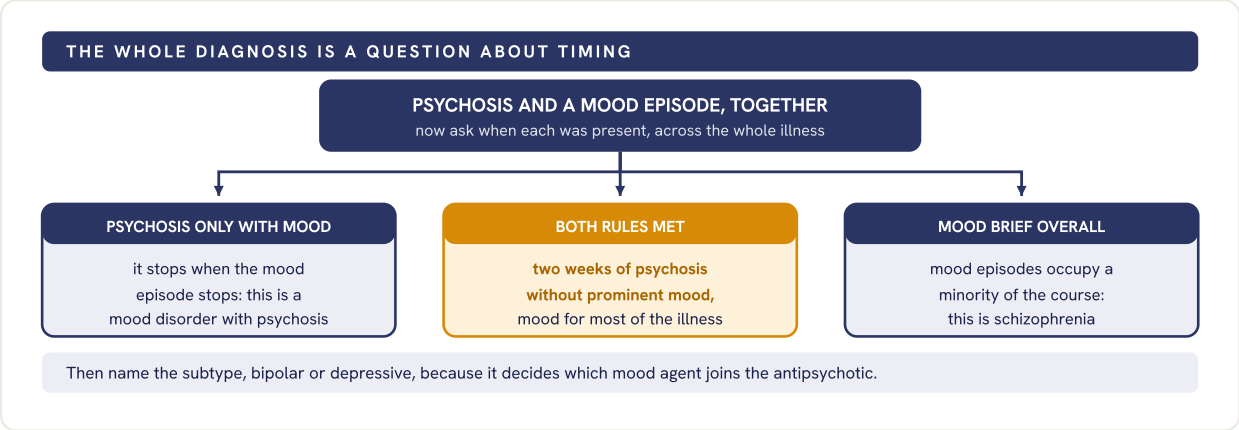


**Fig 092.1** The differential drawn as a timing question, because both separating rules are rules about when.

- **Nosological status.** Described by Kasanin, it sits between the halves of the Kraepelinian dichotomy and is standing evidence against a clean split. Reliability and temporal stability are both low.
- **Where the systems differ.** One makes it a lifetime diagnosis, needing the two week window and mood for the majority of the illness. The other keeps it cross-sectional, a label for one episode.
- **Biological treatment.** An antipsychotic is the backbone, paliperidone the one agent with a specific licence. Lithium for the bipolar type, an antidepressant under cover for the depressive type, ECT when severe or refractory.
- **Psychological treatment.** Psychoeducation for a two-syndrome illness, cognitive therapy for psychosis, a written relapse signature, family work and vocational support.

**PITFALL**

Diagnosing it from one admission. Both rules are longitudinal, so the diagnosis needs a life chart; made cross-sectionally it is usually wrong.

## WHAT EARNS THE MARKS

- **Both timing rules stated,** since together they are the whole differential.
- **The disagreement between classification systems named.**
- **Subtype used to select the mood agent,** and psychological treatment answered separately, since it carries its own three marks.

**SEE ALSO** Slot II - 91 catatonia Slot II - 63 bipolar depression

II - 93

# Discuss diagnosis and treatment of delusional disorder. [10]

10 | OTHER PSYCHOSES AND CATATONIA | KNRUHS - 1 APPEARANCES, 1 OF 78 SESSIONS

SKELETON

| | | |
|---|---|---|
| 3 | Diagnosis | The criteria, the duration, and what must be absent |
| 2 | Assessment | Corroboration, is the belief actually false, organic screen |
| 3 | Treatment | Engagement first, then the drug, then adapted therapy |
| 2 | Risk and course | Who is dangerous, how long to treat, what relapse looks like |

- **Diagnosis.** One or more delusions for at least a month, with functioning outside the theme largely preserved. Hallucinations, if any, are not prominent and stay tied to the theme, and criterion A for schizophrenia is never met.
- **Assessment.** Corroborative history is not optional, because the belief is plausible and jealousy is sometimes true. Late onset demands an organic screen: dementia, stroke, substance use, untreated deafness or blindness.

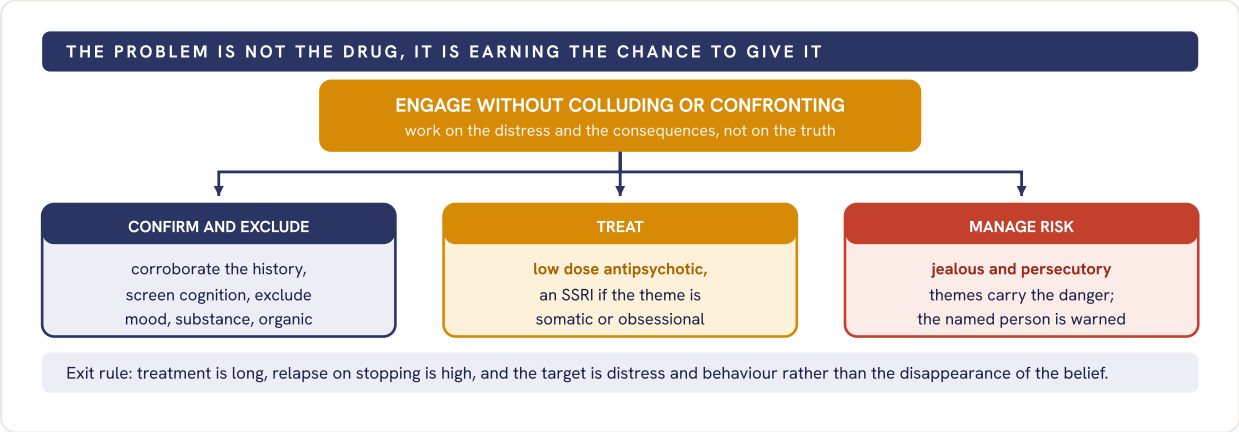


**Fig 093.1** Management arranged around the real obstacle, engagement, with the three arms that follow it.

- **Drug treatment, honestly stated.** The evidence is thin, largely open studies, with roughly half improving. Second generation agents at low dose are the practical first choice; pimozide is not superior and carries cardiac risk.
- **Psychological treatment.** Cognitive therapy adapted for psychosis, starting with befriending and moving to reality testing that is offered, never imposed. Direct challenge hardens the belief.

**PITFALL**

Answering the truth question. Arguing that the belief is false, or agreeing it is true, both end treatment. The distress is real and worth treating either way.

## WHAT EARNS THE MARKS

- **Duration and the preserved functioning criterion,** which is what separates this from schizophrenia.
- **Corroborative history and an organic screen in late onset.**
- **Engagement written as the first treatment step,** before any drug, with risk handled as its own task.

**SEE ALSO** Slot II - 94 the types of delusional disorder Slot II - 95 shared delusional disorder **SPRINT** Day 10, Other psychotic disorders, delusional syndromes and catatonia

II - 94

## Discuss the various types, clinical features, and management of delusional disorders. [10]

10 | ASKED AT 15 MARKS | OTHER PSYCHOSES AND CATATONIA

TN-MGRMU - 2 APPEARANCES, 2 OF 78 SESSIONS

### SKELETON

| | |
|---|---|
| 3 The types | Five themes, each with the eponym it is known by |
| 3 Clinical features | Encapsulated, systematised, personality preserved around it |
| 3 Management by theme | Risk decides the plan more than the drug choice does |
| 1 Where they present | Rarely to psychiatry, and never by self-referral |

| TYPE | THE BELIEF | EPONYM AND WHERE IT TURNS UP |
|---|---|---|
| **Persecutory** | Conspired against, followed, poisoned | Commonest; querulous variant reaches the courts |
| **Jealous** | The partner is being unfaithful | **Othello syndrome; carries the highest violence risk** |
| **Erotomanic** | A person of higher status is secretly in love | De Clerambault syndrome; presents by stalking |
| **Somatic** | Infestation, foul odour, a misshapen part | Ekbom syndrome; reaches dermatology first |
| **Grandiose** | A special talent, discovery or mission | Exclude mania and an organic cause first |

Capgras and Fregoli are misidentification syndromes and usually sit inside another illness rather than here.

- **Clinical features.** The delusion is encapsulated and systematised, elaborated over years, and non-bizarre enough to be plausible. Around it, affect, speech, volition and personality stay intact, which is why work and family life can continue for a long time.
- **The give-away signs.** The specimen brought in a container in delusional infestation, the file of correspondence in the querulous type, and the partner interrogated about timings in the jealous type.

**Fig 094.1** Management sorted by who the belief endangers, which is the axis that changes the plan.

### WHAT EARNS THE MARKS

- **All five themes with their eponyms.** The stem asks for types first, so the grid is the answer to a third of the paper mark.
- **Encapsulation named as the defining feature,** with function preserved around it.
- **Management differentiated by theme,** rather than one antipsychotic for all five.

**SEE ALSO** Slot II - 93 diagnosis and treatment Slot II - 95 shared delusional disorder **SPRINT** Day 10, Other psychotic disorders, delusional syndromes and catatonia

II - 95

# Describe the clinical features and management of shared delusional disorder. [10]

10 | OTHER PSYCHOSES AND CATATONIA | KUHS - 1 APPEARANCES, 1 OF 78 SESSIONS

SKELETON

| | |
|---|---|
| 2 What it is | The pair, their roles, and where classification puts it now |
| 3 Preconditions and forms | Closeness and isolation, and the four described forms |
| 2 Clinical features | Shared persecutory content, an otherwise well recipient |
| 3 Management | Separate, assess apart, treat the inducer, safeguard |

- **What it is.** A delusion held by one person, the inducer, transmitted to a closely attached second person, the recipient. Described as folie a deux by Lasegue and Falret. Neither current system keeps it as a separate category: the recipient is now coded as having a delusional disorder in their own right.
- **Preconditions and forms.** A long, close, usually blood or marital tie, isolation from anyone who would contradict the belief, and a dominant partner who is genuinely ill. Four forms: imposed, where separation cures the recipient; simultaneous, both predisposed; communicated, the belief kept after separation; and induced.
- **Clinical features.** The content is usually persecutory and plausible, so it survives casual scrutiny. The recipient has few other psychotic features and intact premorbid function, so the pair reaches services late, usually through neglect.

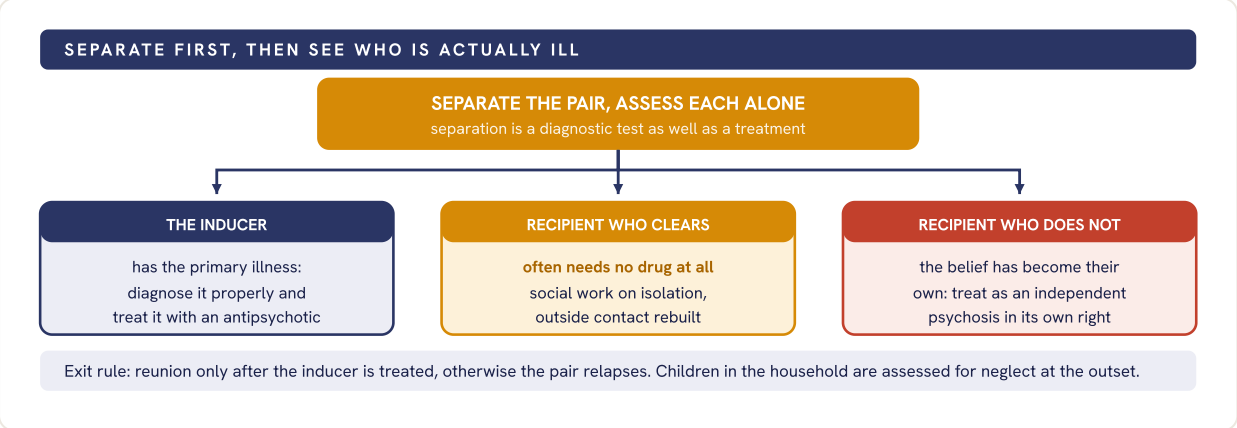


**Fig 095.1** Separation used as both test and treatment, with the three outcomes it produces.

**PITFALL**

Admitting and medicating both. The recipient frequently needs neither, and treating them as equally ill misses that the real intervention is separation, safeguarding of any children, and proper treatment of the inducer.

WHAT EARNS THE MARKS

- **Inducer and recipient named as distinct roles,** with the current classification position said plainly.
- **The four described forms,** since they are what the outcome after separation depends on.
- **Separation written as the first management step,** and as a diagnostic test.
- **Safeguarding of children and the reunion condition,** which most answers never reach.

SEE ALSO Slot II - 93 diagnosis and treatment Slot II - 94 the types of delusional disorder

AREA 14 OF 14 · P2-A12

# Suicide, self-harm and impulse control

| 5 | 4.0% | II-96 | II-100 |
|---|---|---|---|
| SLOTS IN THIS BOOK | SHARE OF THE HUNDRED | FIRST SLOT | LAST SLOT |

SINGLE 5

### REVISION ORDER

Build one suicide answer that covers assessment, biology and prevention, and three of the five slots open. Then the policy limb, which only the last slot asks for. Aggression and behavioural addiction are independent and both are short.

### WHAT IS IN THIS AREA

Suicide in three slots: the enquiry with its genetic disposition, the biological aspects with prevention and post-attempt management, and the biopsychosocial slot that asks for the Indian prevention strategy by name. Aggression and behavioural addiction carry the impulse-control limb. Every slot in this area was seen once in the record, which is the whole of what its chips claim.

II - 96

# Describe the suicidal enquiry and the diagnostic category to which suicide belongs. Write about genetic disposition in suicide. [4+3+3]

4 + 3 + 3 | SUICIDE, SELF-HARM AND IMPULSE CONTROL

DNB - 1 APPEARANCES, 1 OF 78 SESSIONS

## SKELETON

| | |
|---|---|
| **4 The enquiry** | Graded questions, collateral, and what gets written down |
| **3 Where it sits** | Neither system carries suicide as a mental disorder |
| **3 Genetics** | Family, twin, adoption, molecular, endophenotype |

### THE ENQUIRY, IN THE ORDER IT IS ASKED

Ask unhurriedly and in plain words, moving from the general to the specific: distress and hopelessness, then wish to be dead, then thoughts of ending life, then plan, method, access, preparatory acts, intent and timing, then deterrents and reasons for living. Cover the current episode, the most severe past episode and the most recent one. Take collateral history. Asking directly has not been found to raise risk, and it is what allows the rest of the assessment to happen.

- **Where it sits.** Suicidal behaviour is not a diagnosis in either system. DSM-5-TR carries suicidal behaviour and non-suicidal self-injury as conditions that may be a focus of clinical attention. ICD-11 codes intentional self-harm as an event, not as a mental disorder, so the diagnosis recorded is the underlying condition.

| LINE OF EVIDENCE | THE FINDING | WHAT IT SUPPORTS |
|---|---|---|
| **Family** | Aggregation in first-degree relatives beyond the transmitted psychiatric disorder | **Something specific is transmitted** |
| **Twin** | Higher concordance in monozygotic than dizygotic pairs | A genetic contribution to attempt |
| **Adoption** | Excess in biological, not adoptive, relatives | **Genes rather than shared home** |
| **Molecular** | Serotonergic and stress-axis candidates; few loci replicate at genome-wide level | Polygenic, small individual effects |
| **Endophenotype** | Impulsive aggression tracks through families | The trait is inherited, not the act |

Amber marks the two rows that answer the question actually asked: what is transmitted, and whether it is genetic rather than environmental.

## WHAT EARNS THE MARKS

- **A graded enquiry written as a sequence,** not the single question "are you suicidal".
- **Access to means and deterrents both asked,** since these are what the plan is built on.
- **The nosological point stated plainly,** that the recorded diagnosis is the underlying disorder.
- **Impulsive aggression named as the endophenotype,** which is the line that lifts the genetics section.

**SEE ALSO** Slot II - 98 prevention and post-attempt care Slot II - 100 biopsychosocial aspects **SPRINT** Day 18, Sexual, impulse-control disorders and suicide

II - 97

# Define aggression. How would you assess and manage an adult presenting with frequent aggression? [2+4+4]

2 + 4 + 4 | SUICIDE, SELF-HARM AND IMPULSE CONTROL

DNB - 1 APPEARANCES, 1 OF 78 SESSIONS

## SKELETON

| | |
|---|---|
| 2 Definition | Aggression, and the impulsive against planned split |
| 4 Assessment | Exclude organic, then pattern, then structured risk |
| 3 Acute management | Environment, de-escalation, then medication |
| 1 Longer term | Treat the syndrome, not the behaviour alone |

- **Definition.** Behaviour intended to harm another who is motivated to avoid it. Two forms divide the management: impulsive aggression, with high arousal, a trigger and later remorse; and premeditated aggression, planned, goal directed and with low arousal.
- **Assessment.** Exclude delirium, intoxication and withdrawal, head injury, post-ictal states and dementia first. Then the psychiatric cause, an antecedent-behaviour-consequence analysis, a structured risk tool and collateral history.

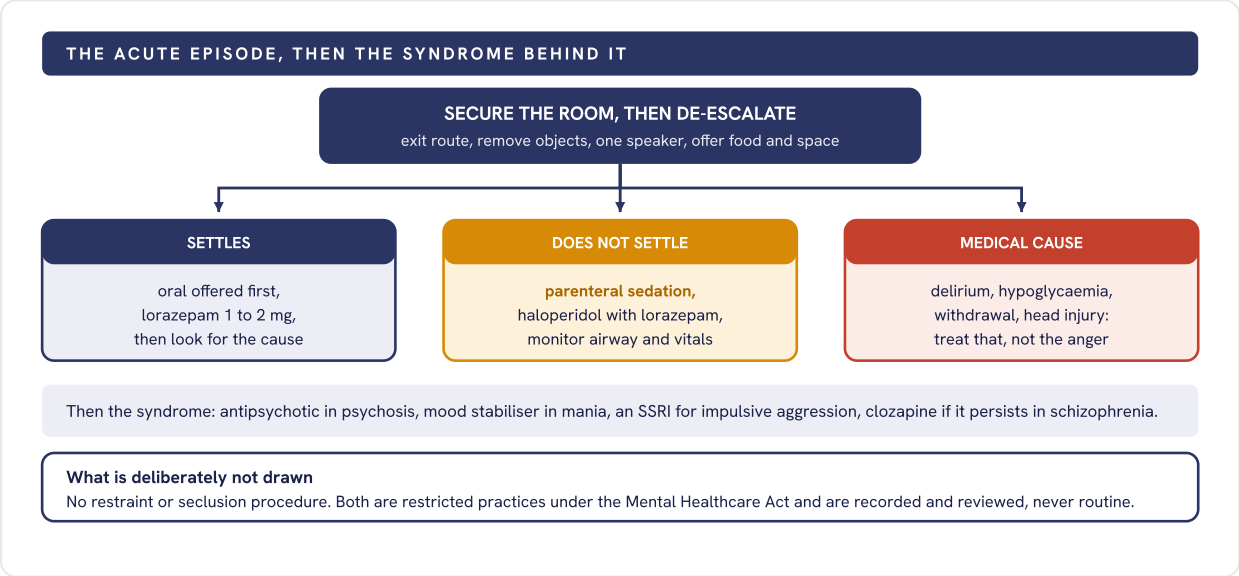


**Fig 097.1** The room is made safe before anything is given, and the three lanes are separated by whether the episode settles and whether a medical cause is driving it.

**PITFALL**

Sedating before excluding a medical cause, which buries the delirium that produced the aggression. The second trap is running chronic aggression on as-required sedation.

## WHAT EARNS THE MARKS

- **The impulsive against premeditated split,** stated in the definition because it decides the drug.
- **Organic causes excluded first,** written as a step rather than a caveat at the end.
- **De-escalation before medication,** with the environment described concretely.
- **A named risk tool and collateral history,** which separate assessment from impression.

SEE ALSO Slot II - 99 behavioural addiction SPRINT Day 18, Sexual, impulse-control disorders and suicide

II - 98

## Describe the biological aspects of suicidal behaviour. Outline the prevention of suicide. Discuss the treatment approach following a self-harm attempt. [3+3+4]

3 + 3 + 4 | SUICIDE, SELF-HARM AND IMPULSE CONTROL

DNB - 1 APPEARANCES, 1 OF 78 SESSIONS

SKELETON

| | |
|---|---|
| **3 Biology** | Serotonin, stress axis, and what is inherited |
| **3 Prevention** | Three tiers, each with its own owner |
| **4 After an attempt** | Stabilise, assess, plan, follow up |

- **Biology.** Reduced central serotonergic function, with lower cerebrospinal 5-hydroxyindoleacetic acid in violent attempts; altered prefrontal serotonin binding at post-mortem; stress-axis dysregulation; and heritability running through impulsive aggression rather than the act.

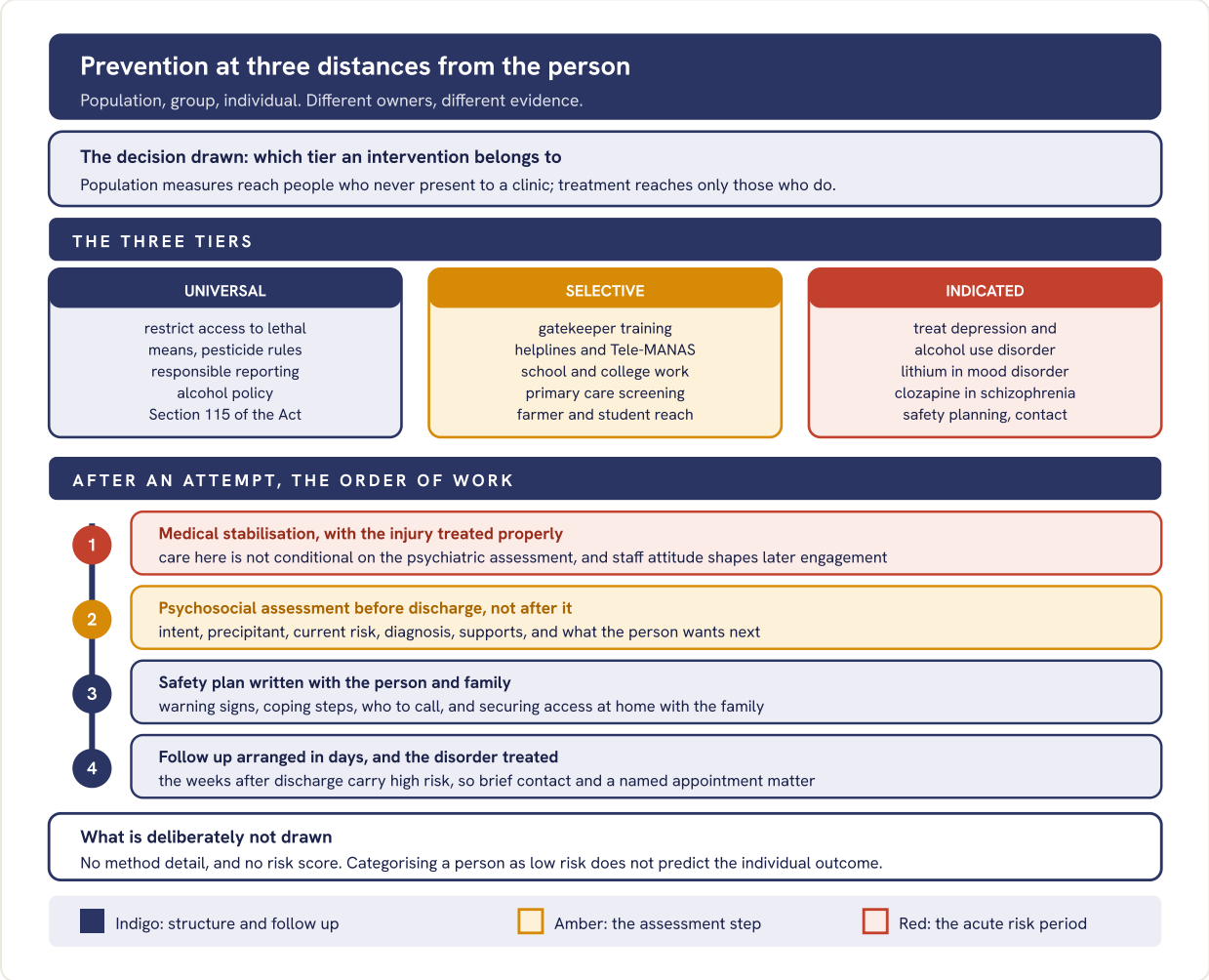


**Fig 098.1** Prevention across three tiers, then the post-attempt sequence down a spine, with assessment before discharge, where it is most often lost.

### WHAT EARNS THE MARKS

- **Serotonergic and stress-axis findings named,** not "biological factors".
- **Prevention split into three tiers,** with restriction of access at population level where its evidence sits.
- **Assessment placed before discharge,** the most examinable line here.
- **Follow-up named in days,** and the family involved in securing the home.

**SEE ALSO** Slot II - 96 suicidal enquiry Slot II - 100 the Indian strategy **SPRINT**

Day 18, Sexual, impulse-control disorders and suicide

II - 99

# Discuss in detail the epidemiology, aetiology, clinical features and management of behavioural addiction. [10]

10 | ASKED AT 15 MARKS | SUICIDE, SELF-HARM AND IMPULSE CONTROL

TN-MGRMU - 1 APPEARANCES, 1 OF 78 SESSIONS

## SKELETON

| | |
|---|---|
| 2 **Where it sits** | What the systems recognise, and what they still do not |
| 2 **Epidemiology** | Who, when, and how soft the numbers are |
| 3 **Aetiology and features** | Reward learning, design, and the clinical picture |
| 3 **Management** | Screen, psychological work, then the drug question |

| CONDITION | STATUS IN THE SYSTEMS | REPORTED FREQUENCY | WHAT THE DIAGNOSIS RESTS ON |
|---|---|---|---|
| **Gambling disorder** | In ICD-11 and DSM-5-TR | Usually under one percent | **Impaired control, priority over life, harm continued, for a year** |
| **Gaming disorder** | ICD-11 only; research condition in DSM-5-TR | Estimates vary by instrument | **The same three features, applied to gaming** |
| **Compulsive sexual behaviour** | ICD-11: impulse control, not addiction | Not established | Deliberately not an addiction |
| **Shopping, exercise, social media** | In neither system | Not established | Described, not diagnosable |

Amber marks the only two an examiner can hold you to. Naming what is not yet a diagnosis is itself a mark.

- **Aetiology and features.** Variable-ratio reinforcement, cue reactivity with blunted response to ordinary reward, weak prefrontal control, trait impulsivity, and product design built on near-misses. Clinically: preoccupation, escalation, chasing losses, concealment, irritability on stopping, falling attendance, debt, and comorbid depression, attention deficit and substance use.

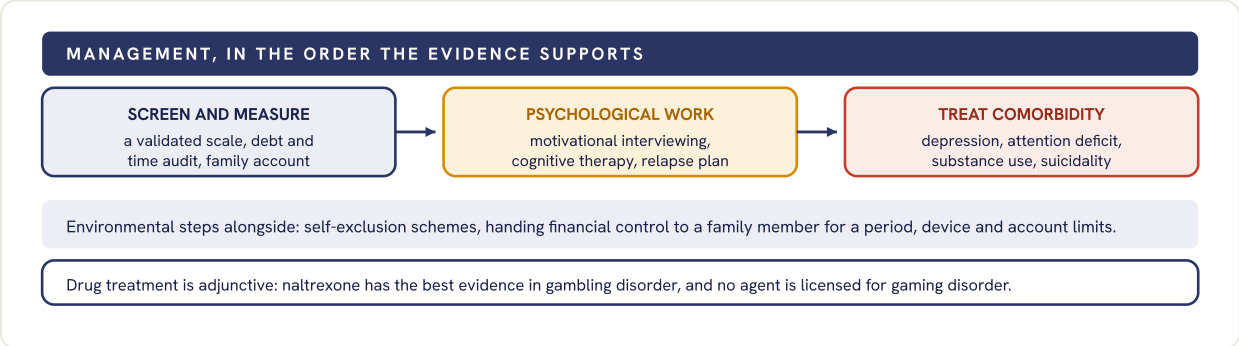


**Fig 099.1** Screening, therapy and comorbidity run left to right, with environmental limits and the drug question carried as strips below.

## WHAT EARNS THE MARKS

- **The three ICD-11 features named,** which is what makes a behaviour an addiction and not a habit.
- **Honesty about the prevalence figures,** which reads as command rather than evasion.
- **Psychological treatment placed first** and the drug named as adjunctive.
- **Environmental and financial measures,** which most answers omit.

**SEE ALSO** Slot II - 97 aggression **SPRINT** Day 18, Sexual, impulse-control disorders and suicide

II - 100

## Discuss in detail the biopsychosocial aspects of suicide. Comment on the suicide prevention strategy adopted in India with reference to the National Suicide Prevention Policy. [10]

10 | ASKED AT 15 MARKS | SUICIDE, SELF-HARM AND IMPULSE CONTROL

TN-MGRMU - 1 APPEARANCES, 1 OF 78 SESSIONS

### SKELETON

| | |
|---|---|
| 2 The frame | Why one axis alone explains none of it |
| 4 The three domains | Biological, psychological, social, each with a named model |
| 4 India | The statute, the strategy, and what is still missing |

| DOMAIN | WHAT IT CONTRIBUTES | THE MODEL TO NAME |
|---|---|---|
| **Biological** | Reduced serotonergic function, stress-axis dysregulation, heritable impulsive aggression | The stress-diathesis account |
| **Psychological** | Hopelessness, cognitive rigidity, entrapment with no perceived exit | **Beck on hopelessness; the cry of pain** |
| **Psychiatric** | Mood disorder, alcohol use, schizophrenia; most carry a disorder at the time | Psychological autopsy findings |
| **Interpersonal** | Thwarted belonging, perceived burdensomeness, acquired capability | **The interpersonal theory** |
| **Social** | Debt, unemployment, agrarian distress, examination pressure, alcohol, media portrayal | Durkheim's four types |

Amber marks the two theories examiners expect by name. A model attached to each domain converts a list into an account.

- **The Indian picture.** National crime records show the recorded number rising over the past decade, with daily wage earners, homemakers and students among the largest recorded groups. Access to highly toxic agricultural chemicals is the most modifiable environmental factor.

### STATUS: WHERE INDIAN POLICY SITS TODAY

Section 115 of the Mental Healthcare Act 2017 presumes severe stress in a person who attempts suicide, bars prosecution, and places a duty on the government to provide care. The National Suicide Prevention Strategy of 2022 targets a ten percent reduction in suicide mortality by 2030 through three time-bound goals: surveillance within three years, prevention services through district mental health services within five, and a mental well-being curriculum in educational institutions within eight. Tele-MANAS is the tele-counselling arm. Implementation is uneven and dedicated funding is not yet attached.

### WHAT EARNS THE MARKS

- **A named model in each domain,** which separates an account from a list of risk factors.
- **Section 115 given by number and by effect,** including the duty to provide care and not only the removal of the offence.
- **The strategy's three time-bound goals,** stated as goals and not as achievements.
- **The closing line on uneven implementation,** which reads as command of the policy.

**SEE ALSO** Slot II - 96 suicidal enquiry Slot II - 98 prevention tiers **SPRINT** Day 39, Community psychiatry and public health

APPENDIX, PAGE ONE OF TWO

# Ten sets, ten sittings

*The same hundred questions, dealt into ten papers of ten. Each cell gives the slot and the page it is answered on.*

Read down a row to sit a paper. The deal is not random: the hundred are ranked by score and dealt one question from each rank decile into each set, so every set holds one of the ten strongest, one of the ten weakest, and one from each band between. That is why the sets are comparable to each other and why none of them is an easy paper.

| SET | Q1 | Q2 | Q3 | Q4 | Q5 | Q6 | Q7 | Q8 | Q9 | Q10 |
|---|---|---|---|---|---|---|---|---|---|---|
| **II-S1** | II-73<br>p 101 | II-20<br>p 35 | II-92<br>p 126 | II-31<br>p 48 | II-40<br>p 59 | II-83<br>p 113 | II-16<br>p 29 | II-18<br>p 31 | II-71<br>p 98 | II-94<br>p 128 |
| **II-S2** | II-28<br>p 44 | II-38<br>p 57 | II-47<br>p 68 | II-12<br>p 25 | II-56<br>p 79 | II-15<br>p 28 | II-26<br>p 41 | II-68<br>p 94 | II-97<br>p 132 | II-85<br>p 115 |
| **II-S3** | II-52<br>p 74 | II-91<br>p 124 | II-54<br>p 77 | II-48<br>p 69 | II-86<br>p 117 | II-75<br>p 104 | II-62<br>p 87 | II-17<br>p 30 | II-98<br>p 133 | II-09<br>p 20 |
| **II-S4** | II-01<br>p 11 | II-03<br>p 14 | II-96<br>p 131 | II-11<br>p 24 | II-33<br>p 50 | II-14<br>p 27 | II-34<br>p 51 | II-08<br>p 19 | II-72<br>p 99 | II-90<br>p 122 |
| **II-S5** | II-29<br>p 45 | II-53<br>p 76 | II-22<br>p 37 | II-10<br>p 22 | II-61<br>p 86 | II-06<br>p 17 | II-35<br>p 52 | II-51<br>p 72 | II-84<br>p 114 | II-89<br>p 121 |
| **II-S6** | II-02<br>p 12 | II-30<br>p 47 | II-39<br>p 58 | II-74<br>p 103 | II-67<br>p 93 | II-05<br>p 16 | II-42<br>p 61 | II-93<br>p 127 | II-78<br>p 107 | II-100<br>p 136 |
| **II-S7** | II-36<br>p 54 | II-45<br>p 66 | II-46<br>p 67 | II-55<br>p 78 | II-04<br>p 15 | II-58<br>p 81 | II-07<br>p 18 | II-77<br>p 106 | II-87<br>p 119 | II-99<br>p 135 |
| **II-S8** | II-44<br>p 64 | II-21<br>p 36 | II-80<br>p 110 | II-66<br>p 92 | II-13<br>p 26 | II-41<br>p 60 | II-43<br>p 62 | II-27<br>p 42 | II-70<br>p 97 | II-65<br>p 90 |
| **II-S9** | II-19<br>p 33 | II-60<br>p 84 | II-23<br>p 38 | II-32<br>p 49 | II-25<br>p 40 | II-82<br>p 112 | II-63<br>p 88 | II-76<br>p 105 | II-88<br>p 120 | II-95<br>p 129 |
| **II-S10** | II-37<br>p 56 | II-59<br>p 83 | II-24<br>p 39 | II-81<br>p 111 | II-49<br>p 70 | II-57<br>p 80 | II-50<br>p 71 | II-69<br>p 96 | II-64<br>p 89 | II-79<br>p 108 |

No set repeats a question, a merged variant of a question, or a near-duplicate, and no set takes more than three questions from any one area.

APPENDIX, PAGE TWO OF TWO

# How to sit one of these

| SET | MARKS | MEAN SCORE | AREAS | ANCHOR OR HIGH | HEAVIEST AREAS IN THE SET |
|---|---|---|---|---|---|
| II-S1 | 100 | 0.449 | 8 | 4 | Other psychoses 2; Substance use: opioids 2; Personality disorders 1 |
| II-S2 | 100 | 0.427 | 9 | 3 | Substance use: opioids 2; Schizophrenia: aetiology 1; Trauma 1 |
| II-S3 | 100 | 0.428 | 9 | 4 | Mood disorders: pharmacotherapy 2; Other psychoses 1; Schizophrenia: treatment 1 |
| II-S4 | 100 | 0.424 | 6 | 1 | Eating 3; Substance use: opioids 2; Schizophrenia: aetiology 2 |
| II-S5 | 100 | 0.423 | 9 | 2 | Schizophrenia: aetiology 2; Mood disorders: pharmacotherapy 1; Anxiety 1 |
| II-S6 | 100 | 0.415 | 7 | 2 | Eating 2; Trauma 2; Personality disorders 2 |
| II-S7 | 100 | 0.410 | 7 | 3 | Schizophrenia: treatment 2; Mood disorders: pharmacotherapy 2; Eating 2 |
| II-S8 | 100 | 0.409 | 7 | 3 | Anxiety 2; Psychotherapies 2; Trauma 2 |
| II-S9 | 100 | 0.398 | 7 | 3 | Anxiety 3; Mood disorders: syndromes 2; Schizophrenia: aetiology 1 |
| II-S10 | 100 | 0.401 | 8 | 3 | Mood disorders: syndromes 2; Schizophrenia: treatment 2; Trauma 1 |

Mean score is the selection score of the ten questions in that set, on the same scale used across all four books. The spread between the strongest and the weakest set is small by construction.

**Three hours, ten questions, one hundred marks.** That is the shape of the real paper, so it is the shape of these. Eighteen minutes a question leaves you twenty minutes at the end, which is roughly what you will have and roughly what you will need.

**Write the skeleton first, for all ten.** Spend the first twenty minutes writing nothing but mark splits and section headings across all ten answers. The map on each page shows what that skeleton should look like, so you can mark your own against it before you have written a line of content. Most marks lost in this examination are lost to allocation, not to ignorance.

**Then mark yourself against the anchors.** Every map ends with three or four things an examiner ticks. Those are the marking scheme, as close as this book gets to one. Count how many you hit before you read the page, because reading it first will convince you that you knew it.

**Sit them in order, or sit them backwards.** Set one holds the strongest question in the book and set ten the weakest, but the decile deal keeps the mean scores close, so any set is a fair paper. In order simply means the first one you sit is the one most like the paper you will get.

**What a set is not.** It is not a mock paper from any board, it is not a leak, and it is not a prediction. It is ten questions a board set, arranged so that ten of them look like a paper. Sit five and you will have written a hundred answers in the shape the examination wants, which is the only preparation that has ever reliably worked.

# Index

*Every entry points at the map that answers it. A subject asked in several places carries up to three pages, and the one in bold is the map whose question is about it.*

## A


abnormal illness behaviour 60, **61**, 62
acamprosate 117
acceptance and commitment therapy 98
adherence 15, 25, **115**
aetiology 14, 44, **72**
aggression 105, 106, **132**
agoraphobia 35, 38, **41**
akathisia 68
akinetic mutism 99
alcohol use disorder **121**, 133
alcoholic hallucinosis 119
alternative model 103
amenorrhoea 11
amisulpride **45**, 71
amitriptyline 60
anorexia nervosa **11**, 18
anterograde amnesia **79**, 117
antisocial personality disorder **105**, 107
Anxiety-provoking therapy 97
anxious-avoidant personality disorder 108
applied relaxation 38
aripiprazole 49, **66**, 71
Ascetic syndrome 113
augmentation 37, 40, **74**
automatic thought 92
avoidance 38, **41**, 57


## B


Beck 56, 92, **136**
Beck Depression Inventory 56
behavioural activation 39
behavioural addiction 103, 132, **135**
behavioural couple therapy 94
behavioural experiment **39**, 92
benzodiazepine 29, 30, **35**
bereavement 39
biomarker **51**, 93
bipolar affective disorder **83**, 88
bipolar disorder 26, **84**, 86
bipolar II disorder 83, 88, **90**
bipolar spectrum 90
body dysmorphic disorder 15
body image 15
borderline personality disorder **101**, 104, 105
brain imaging 79
brief intervention 117
bromocriptine 67
bulimia nervosa 11, **18**
buprenorphine 28
bupropion **12**, 18, 31


## C


caffeine **22**, 30, 35
Camberwell **50**, 52
cannabis **30**, 64
capacity 15, **17**, 19
Capgras 128
caregiver burden 101, **104**, 106
catastrophic misinterpretation 35
catatonia 30, 67, **124**
cathinone 30
caudate 36, **40**
childhood psychosis 47, **49**
Chlordiazepoxide 119
chlorpromazine 64, **68**
chronic care 48, **50**, 70
chronic pain 54, **60**, 61
clonidine 24, **29**
clozapine 45, 49, **64**
cluster B 101, 103, **105**
cognitive behaviour therapy 92, **98**
cognitive remediation 45, 48, **69**
cognitive therapy 35, 38, **92**
community psychiatry 104, **136**
comorbidity 15, 16, **80**
complicated grief 58
compulsion 36, **37**, 122
Conduct disorder **24**, 105
conversion disorder 54, 61, **62**
coping 57, **59**, 120
core belief **92**, 98
Cornell scale 56
course and outcome **44**, 45, 52
craving 24, 25, **27**

creatine kinase 30, 67, 124
Creutzfeldt-Jakob disease 111
criminal responsibility 107
culture bound syndrome 112, 113

## D

dantrolene 67
Davanloo 97
day care 48, 50
De Clerambault syndrome 128
de-escalation 132
deep brain stimulation 40, 110
Deficit syndrome 45
delirium tremens 117, 119, 120
delusional disorder 127, 128, 129
dependence syndrome 120, 122
depersonalisation 57
depot 64
derealisation 57
Dhat syndrome 113
dialectical behaviour therapy 98
differential diagnosis 14, 41, 42
dimensional model 112
disability assessment 114
discrimination 70
Disinhibition 16
dissociative disorder 54, 60, 62
disulfiram 117
Divorce Act 1869 17
dopamine 24, 40, 122
DSM-5 11, 14, 112
Durkheim 136
Dysconnectivity 110
dyslipidaemia 81
dystonia 68, 72

## E

early onset alcohol dependence 119, 120, 122
early psychosis 47, 49, 66
effect size 51, 96
Ekbom syndrome 128
electroconvulsive therapy 64, 67, 79
electroencephalogram 99, 124
emotionally focused therapy 94
endophenotype 51, 84, 131
epidemiology 135
erectile dysfunction 12, 14, 17
exposure and response prevention 33
expressed emotion 44, 48, 52

## F

factitious disorder 61
family based treatment 18
family functioning 50
family intervention 48, 52
first episode psychosis 66
first generation antipsychotic 68, 69, 72
flashback 57
fluoxetine 16, 18, 86
follow up 15, 19, 33
functional impairment 114, 115

## G

Gambling disorder 135
Gaming disorder 135
gender dysphoria 15, 19
gender identity 19
generalised anxiety disorder 35, 38, 41
genetic counselling 84
genetics 84, 131
Global Assessment of Functioning 114
glutamate 36, 40

## H

haloperidol 68, 71, 119
Hamilton Depression Rating Scale 56
Hamilton scale 56
harm reduction 28
harmful use 30, 103, 122
heritability 36, 51, 84
Hindu Marriage Act 1955 17
Hoarding disorder 42
Hoover sign 54, 62
hopelessness 45, 81, 136
hormone therapy 15
hyperarousal 57
hypertensive crisis 76
hypomania 90
hypothyroidism 78

## I

ICD-11 11, 14, 112
illness anxiety disorder 61
immunometabolic depression 81
impulsivity 101, 105, 124
inflammation 81

informed consent 15, 77
inpatient 18
insight 11, 33, 42
interoceptive exposure 35
interpersonal theory 136
interpersonal therapy 39, 87
interpretation 35
intolerance of uncertainty 38

## K

Kahlbaum 112, 124
Ketamine 30, 74
koro 113
Korsakoff 117
Kraepelin 112, 124, 126
Kraepelinian 126

## L

lamotrigine 88, 90
light therapy 86
lithium 67, 74, 78
lorazepam challenge 99, 124

## M

Malan 97
malignant catatonia 67, 99, 124
malingering 61
mania 79, 83, 90
marital rape 59
Marriage Act 1954 17
means restriction 81
melatonin 86
Mental Healthcare Act 50, 132, 136
Mental Healthcare Act 2017 50, 132, 136
methadone 28
mindfulness 39, 87, 98
mirtazapine 12, 81
mixed features 83, 88
modified ECT 64, 74, 77
monoamine oxidase inhibitor 76
Mood disorder 81, 136
motivational enhancement therapy 26, 31, 121
motivational interviewing 26, 115, 135
MSE 56, 92, 93
Muslim Marriages Act 1939 17

## N

naloxone challenge test 25, 29
naltrexone 25, 28, 29
narcissistic personality disorder 105
National Suicide Prevention Strategy 136
NDPS Act 28
negative symptoms 44, 45, 49
Neuroadaptation 24
neurobiology 24, 29, 81
neuroleptic malignant syndrome 67, 68, 124
new psychoactive substance 22, 30
nicotine patch 27
Nigrostriatal 68
nosology 56, 83, 90
nucleus accumbens 122

## O

obsession 11, 37, 39
Obsessive compulsive disorder 36, 37, 42
olanzapine 66, 71
opioid substitution therapy 24, 25, 28
opioid use disorder 24, 29, 122
orbitofrontal 16, 36, 40
organic personality disorder 104, 106
Othello syndrome 128
outpatient 18, 50
Overinvolvement 52
Overprotection 52

## P

panic attack 22
panic disorder 35, 38, 41
parkinsonism 45, 68, 72
pathological grief 56, 57, 58
Pedophilic disorder 16
personality disorder 81, 101, 107
Phenethylamines 30
phosphodiesterase 12
pill count 115
plasma level 28, 64, 74
polygenic 51, 84, 131
Polysomnography 111
positive symptoms 45, 48, 69
possession 42, 113
post-traumatic stress disorder 56, 57, 58
postpartum depression 89
postpartum psychosis 89
prazosin 57
pregabalin 38
premature ejaculation 12

Prepulse inhibition 51
primary care 70, 133
prognosis 54, 57, 88
prolonged exposure 33
protective factor 81
psychoeducation 48, 66, 90
psychogenic impotence 12, 14, 17
psychological autopsy 136
psychopathy 105, 107
psychosocial factors 24
psychosocial management 48, 50, 52
public health 30, 42, 136

## Q

quality of life 59
quetiapine 71, 72, 88

## R

rapid cycling 83, 88
real life experience 15
recovery 17, 54, 83
recurrent depressive disorder 74, 86, 87
Refeeding syndrome 11
referral 15, 59, 60
rehabilitation 48, 54, 69
relapse prevention 16, 25, 121
remission 33, 44, 87
restraint 132
risk factor 58, 59, 72
risperidone 49, 66, 71

## S

safety planning 133
schizoaffective disorder 124, 126
schizophrenia 26, 42, 44
screening 15, 47, 56
seasonal affective disorder 86
seizure threshold 18, 68, 77
selective mutism 99
self-harm 131, 132, 133
sensate focus 12, 14, 20
Serotonergic 131, 133
serotonin 30, 33, 133
serotonin syndrome 67, 76
sertraline 57
sex reassignment surgery 15
sexual assault 57
sexual offence 16, 17
Sexual Offences Act 16
shared delusional disorder 127, 128, 129
Sheehan Disability Scale 114
sildenafil 12
social anxiety disorder 41, 108
Socratic questioning 92
somatic symptom disorder 54, 56, 61
somatoform disorder 54, 60, 61
specific phobia 41
SSRI 35, 38, 41
stigma 70
succinylcholine 79
Supersensitivity 72
supported employment 48, 69
synthetic cannabinoid 30

## T

tardive dyskinesia 67, 68, 72
Tele-MANAS 133, 136
thiamine 11, 117, 119
thought record 39, 92, 98
time limited 29, 101, 113
tobacco control 27, 31
tobacco dependence 22, 26, 31
tolerance 24, 25, 28
trait domain 103, 105, 112
Transgender Persons Act 15, 19
treatment compliance 114, 115
treatment resistant depression 64, 74, 80
treatment resistant OCD 33, 37, 40
treatment resistant schizophrenia 64, 80
tyramine 76

## V

varenicline 31
venlafaxine 38, 57
voyeurism 16

## W

washout 76
weight gain 11, 64, 76
Wernicke encephalopathy 117
Wilson disease 49
withdrawal 11, 22, 29
worry 38

## Y

yoga 93, 96

WEAVE SPRINT

# This book tells you what to answer. Sprint teaches you the subject.

*Weave 100 is a shortlist with model answers. Weave Sprint is the reading behind it: full chapters on every topic in every paper, with a colour memory code, a clickable contents and a complete index. The Sprint day is named at the foot of every map in this book.*

**4**

**papers**

One book for each paper of the written examination, cover to cover.

**35**

**days**

A day of notes per topic, written to be understood the first time.

**24**

**volumes**

Split for a coil bind, so a volume opens flat on a ward desk.

**0**

**rupees**

Free to read, free to download, free to print. It stays that way.

**weave.clinic/sprint**

TAP OR SCAN TO OPEN

STUDY TOGETHER

# A hundred questions is a shortlist, not a syllabus.

*This counting started as a room full of residents comparing papers and arguing about what actually comes. That room is still open. Bring a question we missed, a paper we have not read, and the corrections. Every one of them makes the next count better.*

**Join the study group**

https://chat.whatsapp.com/H7TsLGK2wFl4bSe2r0Zfzn?mode=gi_t

CREDITS

# Who made this, and from what

| | |
|---|---|
| **Dr. Wilfred Dsouza** | Counting, area weighting, selection, and the answer maps. Lead author of the Weave 100 series. |
| **Dr. Niharika Reddy** | Clinical review of the psychotherapy, personality and trauma areas, and of the suicide and self-harm maps. Co-author. |

**The record.** Every question in this book was read off a paper set by DNB, KNRUHS, KUHS, MUHS, NTRUHS, RGUHS, TN Dr. MGR Medical University or WBUHS. Where a paper reached us as a mirror, an archive or a transcription rather than an official file, that session carries a lower weight in the count, and the weightage chapter says by how much.

**The residents.** Papers, corrections and photographs of question papers came from residents across several states who had no reason to send them except that somebody else would need them. This book is mostly their work.

**The tools.** The counting, weighting, selection and typesetting all run as code in this repository, so any number in this book can be traced back to the row it came from.

PRINTING AND DISTRIBUTION

Notes Next Door (NND), Delhi is the printing and distribution partner for the Weave study series. The soft copy of this book is free at weave.clinic/100, and the print-ready files are published in the same place for anyone who would rather print a set themselves. Weave 100 is free and stays free.

WEAVE 100 - PAPER II

Eight boards were counted: DNB, KNRUHS, KUHS, MUHS, NTRUHS, RGUHS, TN Dr. MGR Medical University and WBUHS. Seventy-eight sittings of theory papers, weighted by how recent they are and how well the paper is evidenced.

From that count, fourteen areas were weighted and one hundred questions were drawn in proportion. Each is solved as a one-page answer map: mark split, skeleton, the content that earns the marks, and what the examiner ticks. Ten ready-made sets at the back turn the hundred into ten sittings.

*A frequency count is a strong prior, not a prophecy.*

**Free at weave.clinic/100. Print by Notes Next Door.**

# WEAVE

weave.clinic · wilfred@weave.clinic · niharika@weave.clinic